




# PLACER COUNTY GRAND JURY 2015-2016 FINAL REPORT

June 23, 2016

STATE OF CALIFORNIA  
PLACER COUNTY  
SUPERIOR COURT  
GRAND JURY

11532 B AVENUE  
AUBURN, CA 95603



# PLACER COUNTY GRAND JURY

Phone: (530) 886-5200  
Mailing Address:

FAX: (530) 886-5201  
11532 B Avenue, Auburn, CA 95603

June 23, 2016

The Honorable Alan V. Pineschi  
Presiding Judge, Superior Court  
County of Placer  
P.O. Box 619072  
Roseville, CA 95661

The Honorable Colleen M. Nichols  
Advising Grand Jury Judge, Superior Court  
County of Placer  
P.O. Box 619072  
Roseville, CA 95661

and citizens of Placer County

**Subject: 2015 – 2016 Grand Jury Final Report**

Dear Judge Pineschi, Judge Nichols, and citizens of Placer County:

With great pride I present the Final Report of the 2015-2016 Placer County Grand Jury. On behalf of all 19 members of the Grand Jury, I would like to acknowledge the advice and guidance provided by our Advising Judge, the Honorable Colleen M. Nichols and our Presiding Judge, the Honorable Alan V. Pineschi. We also appreciate the assistance from County Counsel, Gerald O. Cardin and Deputy County Counsel, Sheri Chapman. Our gratitude also goes to the Grand Jury Coordinator, Rosalinda Cruz, for her gracious assistance throughout the year.

In July of 2015, nineteen Placer County residents volunteered and were sworn in to serve as the 2015-2016 Placer County Grand Jury. It has been an honor to serve with an outstanding group of citizens who contributed valuable experience and dedication in carrying out our function as watchdog over city and county government.

This Final Report contains the results of investigations as required by law, those requested by citizens, or those internally generated. This report is the culmination of investigations that have been ongoing since the jury was empanelled last July. However, many of the issues are still on-going and some concerns raised during the investigations may already be resolved by the time of this publication.

Sincerely,

Sharon Stanners  
Foreperson  
2015-2016 Placer County Grand Jury

## Table of Contents

<b>Placer County 2015 – 2016 Grand Jurors</b> .....	1
<b>2015-2016 Grand Jury Photograph</b> .....	2
<b>Introduction to the Grand Jury</b>	
What is a Grand Jury? .....	3
History .....	3
Investigations .....	3
Placer County Grand Jury Committees .....	4
Jurisdiction .....	6
Grand Juror Qualifications .....	6
Juror Selection .....	7
Commitment .....	7
Remuneration .....	7
Orientation .....	7
Why Become a Grand Juror? .....	7
How to Apply to Serve as a Grand Juror .....	8
Grand Jury Reports .....	8
How to Submit a Confidential Citizen Complaint .....	8
How to Contact the Grand Jury .....	8
<b>Instructions for Respondents</b>	
Instructions for Respondents .....	9
Response to Grand Jury Report Form .....	10
California Penal Code Section 933.05 .....	11
<b>Final Report Summaries</b> .....	12
<b>Final Reports</b>	
<u>Investigations</u>	
Alcohol Testing at Del Oro High School Dances, Keeping our Students Safe .....	19

Child Abuse and Neglect, Law Enforcement Referral Process, Training and Coordination with the Placer County Children’s System of Care .....	24
Closing Our Libraries, A Look at Recent Library Decisions .....	33
Homelessness in Placer County, Developing a Long Term Strategy .....	115
Incorporated Cities Code Enforcement Policies, A Review of Policies and Procedures .....	123
Newcastle Fire Protection District Measure F, Accounting and Accountability .....	139
Placer County Code Enforcement Complaint Feedback and Tracking Inconsistency and Confusion .....	156
Placer County Implements Assisted Outpatient Treatment “Laura’s Law” .....	163
Sheriff’s Office Policies, Procedures and Training Related to Use of Force and Complaint Process.....	170
<u>Annual Inspections</u>	
Auburn Police Department and Holding Facility Annual Inspection .....	178
Placer County Jails and Holding Facilities: A Consolidated Report Annual Inspection .....	182
Placer County Juvenile Detention Facility Annual Inspection .....	190
Rocklin City Police Station and Holding Facility Annual Inspection .....	196
Roseville Police Station Jail and Holding Facility Annual Inspection .....	200

## Placer County 2015-2016 Grand Jurors

---

Foreperson:	Sharon Stanners	Auburn
Foreperson Pro Tempore:	Kevin Knauss	Granite Bay
Secretary:	Karen Enghusen	Rocklin
Office Manager:	Marjorie Habein	Lincoln
Sergeant-at-Arms:	Diane Eilers	Roseville
Technology Coordinator:	Walter Boswell	Auburn
	Joseph Barnes	Roseville
	Tom Burke	Granite Bay
	Connie Burns	Loomis
	David Cesio	Lincoln
	Jerry Henry	Penryn
	Jeff Johns	Lincoln
	Anne Nash	Roseville
	Rebecca Partridge	Auburn
	Margaret Raymond	Auburn
	Arthur Sacks	Lincoln
	Cathy SooHoo	Roseville
	Candace Roeder	Auburn
	Dennis Silva	Auburn

## THE 2015-2016 PLACER COUNTY GRAND JURY



Grand Jury members (L to R): Candace Roeder, Kevin Knauss, David Cesio, Sharon Stanners, Diane Eilers, Margaret Raymond, Rebecca Partridge, Walter Boswell, Dennis Silva, Anne Nash, Arthur Sacks, Jerry Henry, Cathy SooHoo, Karen Enghusen, Joseph Barnes, Tom Burke, Connie Burns.

Jurors not available for Group Picture



Marjorie Habein



Jeff Johns

### Photography Credits

Grand Jury Photograph: Cole Cotton, Cole Cotton Photography

The Grand Jury wishes to thank Cole Cotton for contributing her time and talents to this report.

Cover Photograph: Historic Auburn Courthouse, 1876. Photo courtesy of Placer County Museum Archives. Thanks to Wilson SooHoo for cover photo editing.

# Introduction to the Grand Jury

---

## What is the Grand Jury?

The Grand Jury is an investigatory body with the authority to act as a watchdog on local government, investigate citizen complaints, and assist in criminal matters at the request of the district attorney.

The Grand Jury is part of the county judicial system as authorized by the California State Constitution. It is advised by the Superior Court, but is not accountable to elected officials or government employees. Its findings and recommendations are unbiased and impartial. Grand jurors are sworn to secrecy and, other than final reports; their work is kept strictly confidential.

## History

Juries stem from the eleventh century. In 1215, the concept of a jury had become a pledge expressed in the Magna Charta that no free man would be *"imprisoned or dispossessed or exiled or in any way destroyed ...except by the lawful judgment of his peers ..."*

In 1635, the Massachusetts Bay Colony impaneled the first grand jury to consider cases of murder, robbery and wife beating. The U.S. Constitution's Fifth Amendment and the California Constitution call for grand juries. Grand Juries were established throughout California during the early years of statehood. As constituted today, criminal and civil grand juries are a part of the judicial branch of government, arms of the court system.

## Investigations

The grand jury is an investigatory body created for the protection of society and the enforcement of the law. The grand jury in California is unusual because its duty includes investigation of local and county governments as provided by statutes passed in 1880.

The primary duty of the grand jury is to evaluate local government entities through a systematic fact-finding process. The objective of the investigations is to produce beneficial reports that persuade local officials to run their agencies more effectively and efficiently. The final report is the end result of year-long investigative efforts and is the only public record of that endeavor.

Grand jury investigations are formal, systematic examinations in search of the truth. It is the process of determining Who, What, When, Where, Why ... and maybe Why Not? It is a specific, planned approach to determine the truth of allegations, assumptions, complaints, and speculation.

Anyone may ask the Grand Jury to conduct an investigation of a civil issue that falls within the Grand Jury's jurisdiction. Whether it chooses to investigate such a complaint is entirely in the jury's discretion and may be affected by workload, resource limitations or jurisdictional issues.

By law, all proceedings of the grand jury are confidential. Findings and recommendations of the complaints and issues it chooses to address are published in its final report.

After a final report is published, the official or governing body of an agency or government covered in the report must respond to the grand jury within a given period of time, as prescribed by California law. Officials must respond within 60 days; governments or agencies must respond within 90 days. The following year's grand jury publishes the responses to the final report.

Upon occasion, the district attorney asks the grand jury to hold hearings in criminal investigations to determine whether evidence presented by the district attorney is sufficient to indict an individual, who would then stand trial in court. A minimum of 12 grand jurors must vote for an indictment in any criminal proceeding.

## **Placer County Grand Jury Committees**

The 2015-2016 Placer County Grand Jury served a one-year term from July 1, 2015 through June 30, 2016. In performing its duties, it examined county government, special districts, school districts, and city governments.

Most grand jury work is done by committee. A typical juror serves on three committees and is an officer on two committees. The following eight committees meet at least twice each month.

### **Audit and Finance**

This committee initiates audits of county government offices, departments, agencies, and districts, as needed and as mandated by law. It also reviews monthly Grand Jury (GJ) expenses, keeping in line with the adopted GJ budget.

## **Cities**

This committee may investigate incorporated cities/towns within the county. The six incorporated cities/towns in Placer County are Auburn, Colfax, Lincoln, Loomis, Rocklin, and Roseville.

## **Continuity and Editorial**

This committee is responsible for seeing that the written reports of the Grand Jury are factual, clear, concise and readable. Editing includes proper punctuation, spelling, grammar and format. This committee also leads the task of the continual update of the Placer County Grand Jury Handbook, so that the next grand jury may make a smooth, user-friendly transition into its new term.

## **County Administration**

The scope of the committee encompasses all county government not specifically assigned to another committee. This includes investigations of appointed boards and commissions, the Board of Supervisors, Assessor, County Executive Office, and many more.

## **Criminal Justice**

This committee is mandated to inspect all eight Placer County jails each year. It also may investigate matters concerning criminal justice.

## **Health and Welfare**

This committee investigates issues related to the social services of the county. In addition, it may investigate Juvenile Hall and any child issues within the county funded by taxpayer monies.

## **Schools and Libraries**

This committee investigates public educational institutions and libraries. It may not investigate school policies or personnel.

## **Special Districts**

This committee investigates special districts, agencies, boards, commissions, and joint-powers agencies serving Placer County. Examples of these special districts include water agencies, cemetery districts, fire districts, and hospitals.

## **Jurisdiction**

The following summarizes the areas that are **within** the investigatory jurisdiction of the Placer County Grand Jury:

- Persons imprisoned in the jail of the county on a criminal charge and not indicted;
- The condition and management of the public jails within the county;
- Willful or corrupt misconduct in office of public officers of every description within the county;
- County government, city government, special districts, school districts, agencies and authorities;
- Criminal hearings upon request of the district attorney.

Areas **not within** county grand jury jurisdiction include:

- Federal agencies;
- State agencies;
- Superior court system;
- School district personnel records, curriculum, and policy.

## **Grand Juror Qualifications**

**Prospective grand jurors must possess the following qualifications (California Penal Code Section 893):**

- Applicant is a citizen of the United States, 18 years or older, who has been a resident of Placer County for one year immediately before being selected and sworn in;
- Applicant is in possession of his natural faculties, of ordinary intelligence, of sound judgment, and of fair character;
- Applicant is possessed of sufficient knowledge of the English language.

**A person is not allowed to serve as a grand juror if the individual:**

- Is serving as a trial juror in any California court;
- Has been convicted of a felony;
- Has been discharged as a grand juror in any court of this state within one year;
- Has been convicted of malfeasance in office or any felony or other high crime;
- Is serving as an elected public officer.

**Desirable qualifications for a grand juror include the following:**

- Have computer and Internet communication skills;
- Be in good health;
- Be open-minded with concern for the views of others;
- Have the ability to work with others;
- Have genuine interest in community affairs;
- Have investigative skills and an ability to write reports.

## **Juror Selection**

In the spring of each year, the Presiding Judge selects residents by lottery from the list of applicants. Applicants should expect that a criminal records check will be conducted. Applications are reviewed and an interview is scheduled with the Presiding Judge, the foreperson of the outgoing grand jury, and perhaps the Presiding Judge's assistant.

After the interview process, prospective applicants are requested to appear for the final selection, held in a Placer County Superior Court courtroom. At this time, with outgoing grand jurors in attendance, the court clerk draws nineteen names randomly. A minimum of ten names are drawn and ranked to form a list of alternate jurors. The Presiding Superior Court Judge then swears in the new nineteen grand jury members and gives them a description of their duties and responsibilities. The jurors begin a one-year term on July 1.

## **Commitment**

Persons selected for grand jury service can expect to serve 40 or more hours per month for a period of one year, July 1 through June 30. Jurors may opt to serve a second consecutive year, if approved by the court.

## **Remuneration**

Grand jurors receive a nominal payment for meetings they attend, and they are reimbursed for mileage to attend meetings, training, and possibly other minor expenses.

## **Orientation**

New jurors are encouraged to attend an orientation program about grand jury functions, including on county, city, and special district governments.

## **Why Become a Grand Juror?**

Those who volunteer and are accepted for grand jury service should feel privileged to be selected. They enter this service with interest and curiosity to learn more about the administration and operation of Placer County government. Serving as a grand juror requires many hours and serious effort, and reflects a generous commitment to public service.

## How to Apply to Serve as a Grand Juror

Download a Prospective County Grand Jury Application, available at <http://www.PlacerGrandJury.org>. Fill it out and follow the directions at the end of the application.

## Grand Jury Reports

The Placer County Courts maintains web pages for the Grand Jury on the Placer Courts website. Past and present final reports, and responses to those final reports, may be found on the Placer County Superior Court website:

<http://www.PlacerGrandJury.org>.

## How to Submit a Confidential Citizen Complaint

All complaints must be submitted in writing. Confidential Citizen Complaint forms are available online at:

<http://www.PlacerGrandJury.org>.

Fill out the form and mail, fax or hand-deliver it to the Grand Jury. The citizen will receive a letter acknowledging receipt of the complaint. The complainant's name will be held in strictest confidence.

All grand jury documents, including citizen's complaints, are secret and cannot be subpoenaed in court or revealed to the public.

## How to Contact the Grand Jury

By Mail: Placer County Grand Jury  
11532 B Avenue  
Auburn, CA 95603

In Person: Materials can be placed in a drop box located by the entrance door to the above address of Grand Jury Facility.

Online: <http://www.PlacerGrandJury.org>

By Phone: 530.886.5200

By Fax: 530.886.5201



# PLACER COUNTY GRAND JURY

Phone: (530) 886-5200

FAX (530) 886-5201

Mailing Address:

11532 B Avenue, Auburn, CA 95603

## INSTRUCTIONS FOR RESPONDENTS

The legal requirements affecting respondents and responses to Grand Jury findings and recommendations are contained in California Penal Code, Section 933.05. The full text of the law is provided below.

Two different time periods for responses, and to whom you must respond is defined in Penal Code Section 933(c). They are as follows:

Type of Agency	Time Frame	To Whom
Public	Ninety (90) Days	<ul style="list-style-type: none"> <li>• Presiding Judge of the Superior Court</li> </ul>
Elective Office or Agency Head	Sixty (60) Days	<ul style="list-style-type: none"> <li>• Presiding Judge of the Superior Court</li> <li>• Information copy to Board of Supervisors</li> </ul>

An original signed copy of the response must be provided to both of the following:

1. Presiding Judge of the Placer County Superior Court at the address listed below:

The Honorable Colleen M. Nichols  
Presiding Judge of the Superior Court  
County of Placer  
P.O. Box 619072  
Roseville, CA 95661

2. Placer County Grand Jury at the address listed below:

Placer County Grand Jury  
11532 B Avenue  
Auburn, CA 95603

When responding to more than one report, respondents must respond to each report separately.

You are encouraged to use the Response to Grand Jury Report Form below to help format and organize your response. An electronic version of the form is available upon request from the Grand Jury.

## Response to Grand Jury Report Form

Report Title: \_\_\_\_\_

Report Date: \_\_\_\_\_

Response By: \_\_\_\_\_ Title: \_\_\_\_\_

### FINDINGS

- I (we) agree with the findings, numbered: \_\_\_\_\_.
- I (we) disagree wholly or partially with the findings, numbered: \_\_\_\_\_.  
(Describe here or attach a statement specifying any portions of the findings that are disputed or not applicable; include an explanation of the reasons therefore.)

### RECOMMENDATIONS

- Recommendations numbered \_\_\_\_\_ have been implemented.  
(Describe here or attach a summary statement regarding the implemented actions.)
- Recommendations numbered \_\_\_\_\_ have not yet been implemented, but will be implemented in the future.  
**(Per Penal Code 933.05(b)(2), a time frame for implementation must be included. Describe here or in an attachment.)**
- Recommendations numbered \_\_\_\_\_ require further analysis.  
(Describe here or attach an explanation and the scope and parameters of an analysis or study, and a timeframe for the matter to be prepared for discussion by the officer or director of the agency or department being investigated or reviewed, including the governing body of the public agency when applicable. This timeframe shall not exceed six (6) months from the date of publication of the grand jury report.)
- Recommendations numbered \_\_\_\_\_ will not be implemented because they are not warranted or are not reasonable.  
(Describe here or attach an explanation.)

Date: \_\_\_\_\_ Signed: \_\_\_\_\_

Number of pages attached \_\_\_\_\_.

## California Penal Code

### ***Section 933.05***

- (a) For purposes of subdivision (b) of Section 933, as to each grand jury finding, the responding person or entity shall indicate one of the following:
  - (1) The respondent agrees with the finding.
  - (2) The respondent disagrees wholly or partially with the finding, in which case the response shall specify the portion of the finding that is disputed and shall include an explanation of the reasons therefore.
- (b) For purposes of subdivision (b) of Section 933, as to each grand jury recommendation, the responding person or entity shall report one of the following actions:
  - (1) The recommendation has been implemented, with a summary regarding the implemented action.
  - (2) The recommendation has not yet been implemented, but will be implemented in the future, ***with a timeframe for implementation***.
  - (3) The recommendation requires further analysis, with an explanation and the scope and parameters of an analysis or study, and a timeframe for the matter to be prepared for discussion by the officer or head of the agency or department being investigated or reviewed, including the governing body of the public agency when applicable. This timeframe shall not exceed six months from the date of publication of the grand jury report.
  - (4) The recommendation will not be implemented because it is not warranted or is not reasonable, with an explanation therefore.
- (c) However, if a finding or recommendation of the grand jury addresses budgetary or personnel matters of a county agency or department headed by an elected officer, both the agency or department head and the board of supervisors shall respond if requested by the grand jury, but the response of the board of supervisors shall address only those budgetary or personnel matters over which it has some decision-making authority. The response of the elected agency or department head shall address all aspects of the findings or recommendations affecting his or her agency or department.
- (d) A grand jury may request a subject person or entity to come before the grand jury for the purpose of reading and discussing the findings of the grand jury report that relates to that person or entity in order to verify the accuracy of the findings prior to their release.
- (e) During an investigation, the grand jury shall meet with the subject of that investigation regarding the investigation, unless the court, either on its own determination or upon request of the foreperson of the grand jury, determines that such a meeting would be detrimental.
- (f) A grand jury shall provide to the affected agency a copy of the portion of the grand jury report relating to that person or entity two working days prior to its public release and after the approval of the presiding judge. No officer, agency, department, or governing body of a public agency shall disclose any contents of the report prior to the public release of the final report.

## **Final Report Summaries**

### **Alcohol Testing at Del Oro High School Dances**

#### **Keeping our Students Safe**

Del Oro High School staff and administration became concerned about the continued increase in the number of students appearing to be under the influence of alcohol at school dances. As a result, the school administration researched and implemented the use of an alcohol detection device. The Grand Jury undertook an investigation to determine if a new alcohol testing policy for all attendees at the high school dances was implemented appropriately. The Grand Jury has determined this new procedure has merit.

While the student handbook and the dance contract contain a policy regarding alcohol usage, the Grand Jury recommends that this policy include the use of an alcohol detection device prior to admittance. The policy should also include the consequences of a positive result. Further, written policies concerning training on the use of the alcohol detection device for staff and administration are needed.

### **Child Abuse and Neglect**

#### **Law Enforcement Referral Process, Training and Coordination with the Placer County Children's System of Care**

The Placer County Grand Jury reviewed law enforcement processes and interagency coordination related to the handling of referrals and investigations of alleged child abuse/neglect. The Grand Jury commends the Placer County Children's System of Care, Placer County Sheriff's Office, Auburn Department of Public Safety, Lincoln Police Department, Rocklin Police Department, and Roseville Police Department for their training, written policies and procedures, coordination and cooperation with each other, and the high priority they all set on the protection of children in Placer County.

The Grand Jury recommends that all non-sworn personnel of the five law enforcement agencies, including part time and volunteers receive training regarding the policies and procedures in child abuse reporting.

## **Closing Our Libraries**

### **A Look at Recent Library Decisions**

Placer County Library Services covers a large portion of Placer County and operates 11 branch libraries. Loomis and Meadow Vista libraries are slated to close on June 16, 2016. Common sense would dictate that this should save money. However, Placer County Library Services has indicated that the majority of the funds and resources are being redirected to other libraries.

The decision to close two smaller libraries, Loomis and Meadow Vista, has been questioned by the residents of these communities. The criteria used to make this decision failed to consider all of the internal and external benefits that a library brings to a small town.

Both communities showed overwhelming support in keeping their libraries open. Each has conducted meetings, explored alternatives and asked for more time to evaluate their options. Nevertheless, the Placer County Library Services and the Board of Supervisors voted to close the two libraries.

The Grand Jury recommends that Placer County Library Services seek viable options prior to solidifying plans to close a library. They have a duty to seek community input as to proposed direction and impact.

## **Homelessness in Placer County**

### **Developing a Long Term Strategy**

Consistent with the recommendation of the 2014-2015 Grand Jury, the 2015-2016 Grand Jury continued to review Placer County's progress in addressing the need for a shelter facility and other services for the homeless.

Placer County does not have a permanent homeless shelter and to this day does not have a stated strategy for resolution of issues related to the need for shelter and other services to reduce homelessness.

In February 2015, the Board of Supervisors approved a temporary conditional use permit and a Site Access Agreement to allow use of an existing structure at the Placer County Government Center as a temporary homeless shelter initially for a 90 day pilot period. In subsequent hearings (8/15/2015, 3/16/2016) the Board of Supervisors extended the permit through March 2017. A solution to the homeless problem in Placer County is not limited to just the question of a temporary or a permanent shelter.

Placer County has conducted a comprehensive effort to obtain input from the public, government agencies, and advocates for the homeless. Multiple public forums have been conducted. A wide range of viewpoints and concerns both pro and con related to the current temporary Dewitt Campus homeless shelter and other services for the homeless have been presented.

Due to the various circumstances affecting the homeless population there is no simple solution to meet all the needs and concerns in Placer County. It is unlikely that any decision related to the location of a homeless shelter will satisfy all concerned.

As stated in the Findings and Recommendations listed in this report, the Grand Jury believes that the discussion has gone on far too long. It is time for the Placer community and Board of Supervisors to adopt and implement a comprehensive long-term strategy to meet the shelter and service needs of Placer County's homeless citizens.

## **Incorporated Cities Code Enforcement Policies**

### **A Review of Policies and Procedures**

The 2015-2016 Placer County Grand Jury reviewed the policies and procedures regarding Code Enforcement for the six incorporated cities within Placer County. These include Auburn, Colfax, Lincoln, Loomis, Rocklin and Roseville. The Grand Jury met with various managers, clerks and Code Enforcement Officers from these cities to ascertain their local policies and procedures. The intent of the investigation was to determine if the cities had policies and procedures in place to respond to the complaints of their citizens. Additionally, the Grand Jury wanted to determine if these cities had systems in place to track the status of complaints from initiation to resolution. Furthermore, the Grand Jury decided to ascertain if complainants were kept informed of the status and resolution of their complaint.

The Grand Jury found there were some common attributes shared by the best managed programs, including defined policies, written procedures and a tracking system. Most cities had code enforcement policies defined in their Municipal Code. However, four cities lacked written documentation of their procedures to deal with citizens' complaints. Also the ability to track complaints from initiation through resolution was deficient for four of the six cities investigated.

This report contains specific recommendations that the Grand Jury believes will help the cities address the deficiencies in their code enforcement practices and improve communication with their citizens.

## **Newcastle Fire Protection District**

### **Measure F**

#### **Accounting and Accountability**

Newcastle Fire Protection District (NFPD) collects revenue from a variety of sources to fund their operations. The collection of these funds and how they are presented in the Newcastle Fire Protection District Budget can be confusing to the general public who are unfamiliar with the funding sources. Specifically, revenue from Measure F approved by the voters in 1997 to pay for

firefighter compensation and benefits is not easily identifiable in the annual budget. The lack of clarity on the Measure F revenue has led some Newcastle Fire Protection District property owners to question if the special assessment funds are actually being spent for firefighter salaries.

The Placer County Grand Jury has concluded that Measure F revenues are being properly allocated to the salaries and wages of Newcastle Fire Protection District firefighters. However, there are significant deficiencies with their fiscal operations that can be resolved with cross training, data back up, and implementing the Newcastle Fire Protection District's 2012-2013 Grand Jury recommendations. In addition, the Newcastle Fire Protection District is not complying with voter approved language for the appeal and exception process in Measure F and Measure B.

### **Placer County Code Enforcement Complaint Feedback and Tracking Inconsistency and Confusion**

Placer County Code Enforcement does not consistently respond back to the originator of a citizen complaint. Citizens are concerned that their complaints are not being addressed. The Grand Jury undertook an investigation into Placer County Code Enforcement Division's policy for supplying responses to citizens' complaints and whether or not they have a process for tracking complaints and resolutions.

The Grand Jury found the Placer County Code Enforcement unit has been neglected by its parent department, the Placer County Community Development Resources Agency. The Code Enforcement unit is understaffed and deprived of important case management software training. This has resulted in a burgeoning complaint load for each Code Enforcement Officer, slow response times to complaints and a lack of data to properly review the efficiency and effectiveness of the department's operation.

The Grand Jury recommends that the Code Enforcement unit be brought up to full staffing levels to include a Code Enforcement Technician and a clerical staff position. In addition, the department must develop a process for tracking complaints until the Accela program is adapted to completely handle the Code Enforcement unit's daily tasks. Finally, the Board of Supervisors should ensure that the Code Enforcement department of the Community Development Resources Agency is adequately funded. These funds are necessary to hire critical staff and utilize the basic Code Enforcement software in Accela.

## **Placer County Implements Assisted Outpatient Treatment “Laura’s Law”**

Assisted Out-Patient Treatment, commonly known as Laura’s Law, is intended to provide case management and other mental health services to individuals 18 and older who would otherwise not seek or follow through on obtaining mental health services. In addition to other criteria, these individuals are suffering from a mental illness, are unlikely to survive safely in the community without supervision, and the individual’s condition is substantially deteriorating. As a result, they are in need of assisted outpatient treatment.

The Placer County Board of Supervisor’s adopted Laura’s Law in August of 2014. Following the planning process, the program was implemented on January 1, 2015.

To date, Laura’s Law has proven to be a useful tool within the county. Placer County has successfully planned for and implemented Laura’s Law. The exception to this is the need for a greater public awareness effort focused on Laura’s Law.

## **Sheriff’s Office Policies, Procedures and Training Related to Use of Force and Complaint Process**

The Grand Jury undertook an investigation consisting of a review of the policy and procedures of the Placer County Sheriff’s Office and training pertinent to the use of reasonable and acceptable force by law enforcement officers. The Grand Jury also investigated the Placer County Sheriff’s Office procedures for receiving, investigating and resolving all complaints, including use of force.

The Grand Jury reviewed:

- The Placer County Sheriff’s Office use of force policy
- The Placer County Sheriff’s Office training and procedures regarding use of force
- The Placer County Sheriff’s Office complaint submittal and investigation process

The Grand Jury found that the Placer County Sheriff’s Office has a written policy regarding the complaint process and a written policy regarding use of force. The deputies receive training related to these policies. The Placer County Sheriff’s Office has a process in place for responding to complaints.

## **Placer County Jails and Holding Facilities: A Consolidated Report Annual Inspections**

This report summarizes the Grand Jury inspections conducted at the six Placer County jails and holding facilities:

- Historic Courthouse in Auburn (September 10, 2015)
- Burton Creek Sheriff's Substation in Tahoe City (September 24, 2015)
- South Placer Main Jail in Roseville (October 9, 2015)
- South Placer Minimum Security Facility in Roseville (October 9, 2015)
- Santucci Courthouse in Roseville (October 9, 2015)
- Placer County Main Jail in Auburn (September 21, 2015)

On the whole, the grand jury found these facilities to be clean, secure and well managed. The issues found are addressed in the findings for each facility.

Placer County continues to deal with the results of public safety realignment resulting from AB 109 which sought to reduce the overcrowding of California state prisons by:

- Sentencing less-serious, non-violent offenders, with the exception of sex offenders, to a county jail. Before realignment, any felony sentence of greater than one year would routinely be served in a California state prison.
- Sentencing parole violators to serve their violations in a county jail instead of returning to a state prison.
- Reduction of some felonies to misdemeanors thereby reducing the term of incarceration.

Proposition 47 passed by voters in the November 2014 election reduced the penalties for drug and other non-violent crimes. Inmates have petitioned to have their convictions reclassified from felonies to misdemeanors, with their sentences reduced. Jail, probation and court personnel are utilized to facilitate this process.

### **Placer County Juvenile Detention Facility Annual Inspection**

The 2015-2016 Placer County Grand Jury conducted its annual inspection of the Placer County Juvenile Detention Facility (JDF) on October 21, 2015, led by Facility Superintendent Jeff Cann and Facility Assistant Superintendent Joe Netemeyer. The facility is located at 11260 B Avenue, Auburn and includes a courtroom used for family court, juvenile dependency and juvenile offender hearings.

On the date of inspection the JDF appeared to be clean and well-maintained. The Grand jury feels the staff is knowledgeable about pertinent legal requirements and dedicated to reducing the rate of recidivism. The staff states the focus of the facility is rehabilitation and prevention rather than punishment. They are working with the Placer County Office of Education (PCOE) in providing educational programs that can lead to a high school diploma. One detainee had graduated from high school and was receiving additional instruction in job interview skills, resume writing, foreign languages and general life skills.

The JDF continues the Positive Behavioral Intervention Support (PBIS) program which has been favorably received by the detainees. This program allows detainees to earn privileges and/or small rewards through a merit system, based on good behavior and following the rules of the JDF.

The Grand Jury concludes that the staff and management of the JDF are to be commended for providing continuing educational opportunities, including job seeking skills, for the long term detainees.

### **Rocklin City Police Station and Holding Facility Annual Inspection**

The 2015-2016 Placer County Grand Jury conducted its annual inspection and tour of the Rocklin City Police Station and holding facility located at 4080 Rocklin Road, Rocklin, on September 23, 2015. The Grand Jury was satisfied with the conditions and operations that were observed, with the exception of the noted recommendation.

### **Roseville Police Station Jail and Holding Facility Annual Inspection**

The Placer County Grand Jury conducted its annual inspection and tour of the Roseville Police Station (RPS) jail and holding facility on October 8, 2015. This jail is located at 1051 Junction Boulevard, Roseville. The Grand Jury was satisfied with the conditions and operations that were observed.

During the inspection the Grand Jury was informed of plans to close this facility effective October 31, 2015. The Grand Jury confirmed with Roseville Police Department that the facility was closed as scheduled.



## **PLACER COUNTY GRAND JURY**

# **Alcohol Testing at Del Oro High School Dances**

**Keeping our Students Safe**

## **Alcohol Testing at Del Oro High School Dances Keeping our Students Safe**

### **Summary**

Del Oro High School staff and administration became concerned about the continued increase in the number of students appearing to be under the influence of alcohol at school dances. As a result, the school administration researched and implemented the use of an alcohol detection device. The Grand Jury undertook an investigation to determine if a new alcohol testing policy for all attendees at the high school dances was implemented appropriately. The Grand Jury has determined this new procedure has merit.

While the student handbook and the dance contract contain a policy regarding alcohol usage, the Grand Jury recommends that this policy include the use of an alcohol detection device prior to admittance. The policy should also include the consequences of a positive result. Further, written policies concerning training on the use of the alcohol detection device for staff and administration are needed.

### **Glossary**

Alcohol Detection Device	A device used to detect the presence of alcohol on a person's breath when blown into for 2-4 seconds from a distance of 2-4 inches. It does not touch the user's lips or mouth and only gives a reading of positive or negative. It can be set to register whether a positive is high or low.
Breathalyzer	The device used by police and public safety officers to determine the level of alcohol present in the person's blood stream. It <u>does</u> touch the person's lips and mouth and will register a numeric percentage of alcohol present.

### **Background**

On September 17, 2015, parents of Del Oro High School students received an email advising them of a new procedure. The procedure stated an alcohol detection device would be administered to attendees prior to admission to all school dances. This device differs from a Breathalyzer used by law enforcement. In the school year 2014-2015 there was an increase of students appearing to be under the influence of alcohol at school dances. This program was introduced as a proactive and preventative approach to students' health and safety. The Grand Jury undertook this investigation to determine if the administration developed any written policies and procedures concerning the use of the alcohol detection device and its implementation.

## Investigation Methods

- Interviews with Del Oro's school administration and staff
- Review of the informational pamphlet regarding the alcohol detection device
- Review of the student handbook and dance contract

One member of the Grand Jury was recused to avoid any conflict of interest and the appearance of bias.

## Facts

- In the school year 2014-15 students were ejected from several school dances for exhibiting behaviors consistent with alcohol consumption.
- During the summer of 2015 school administrators researched whether an alcohol detection device would identify students who had consumed alcohol.
- After researching options, two alcohol detection devices were purchased by Del Oro Administration.
- Administrators were trained on use of the alcohol detection device by reading a pamphlet and watching a training video.
- On September 17, 2015 an email was sent to Del Oro parents and family informing them the school would be implementing the use of an alcohol detection device. This test would be administered to all attendees at all dances, beginning with Homecoming.
- Students were informed of this new procedure via morning announcements and bulletins.
- The student handbook and the dance contract do not contain written policies and procedures regarding the administration of the alcohol detection device and consequences of a positive result.
- There are no written policies and procedures for staff and administration regarding the training and use of the device.
- The device was first used at the Homecoming dance in September 2015 and all 1200+ attendees were tested. The Principal, all three Assistant Principals, the Activities Director and the School Resource Officer (SRO) were present at the dance. The alcohol testing was administered by two of the assistant principals.
- At the Homecoming dance, no attendees tested positive for alcohol consumption.

## **Findings**

The Grand jury found that:

- F1. The student handbook and the dance contract do not contain the necessary policies and procedures concerning the use of the alcohol detection device and the subsequent consequences.
- F2. Staff and administration should have written policies and procedures concerning training and use of the alcohol detection device.

## **Conclusion**

The Grand Jury commends Del Oro High School administration for taking a bold, proactive and preventative approach regarding students' health and safety at school dances. With this impactful decision to test for alcohol, they are still providing an activity to socialize, dance and support school spirit. The inclusion of the recommendations below will clarify and strengthen the process.

## **Recommendations**

The Grand Jury recommends:

- R1. Implement written policies and procedures for staff and administration regarding the training and use of the alcohol detection device.
- R2. Amend the dance contract and student handbook to include the alcohol screening policy and the consequences of a positive result.

## Request for Responses

	<u>Recommendations Requiring Response</u>	<u>Response Due Date</u>
<b>Mr. Dan Gayaldo</b> Principal, Del Oro High School 3301 Taylor Road Loomis, CA 95650	<b>R1, R2</b>	<b>September 30, 2016</b>

### Copy sent to:

**Mr. George Sziraki**  
Superintendent, Placer Union High School District  
13000 New Airport Road  
Auburn CA 95603



## **PLACER COUNTY GRAND JURY**

# **Child Abuse and Neglect**

## **Law Enforcement Referral Process, Training and Coordination with the Placer County Children's System of Care**

# **Child Abuse and Neglect**

## **Law Enforcement Referral Process, Training and Coordination with the Placer County Children’s System of Care**

### **Summary**

The Placer County Grand Jury reviewed law enforcement processes and interagency coordination related to the handling of referrals and investigations of alleged child abuse/neglect. The Grand Jury commends the Placer County Children’s System of Care, Placer County Sheriff’s Office, Auburn Department of Public Safety, Lincoln Police Department, Rocklin Police Department, and Roseville Police Department for their training, written policies and procedures, coordination and cooperation with each other, and the high priority they all set on the protection of children in Placer County.

The Grand Jury recommends that all non-sworn personnel of the five law enforcement agencies, including part time and volunteers receive training regarding the policies and procedures in child abuse reporting.

### **Background**

The Placer County Grand Jury initiated a review of referrals, reporting, and coordination between Placer County law enforcement agencies and the Placer County Children’s System of Care. The review included the Auburn, Lincoln, Rocklin and Roseville Police Departments, the Placer County Sheriff’s Office, together with the Placer County Children’s System of Care which is responsible for child welfare services<sup>1</sup> for the entire county. Placer County Sheriff’s Office has law enforcement responsibility in Loomis, Colfax and the unincorporated areas of Placer County.

California Penal Code Section 11164-11174.3 states, “The Child Abuse and Neglect Reporting Act” defines what constitutes child abuse and neglect and identifies persons who are mandatory reporters of suspected child abuse or neglect. In section 11165.7 (a) (19) (34), the term “peace officers” is defined as including police officers and sheriff’s deputies. Employees of any police or sheriff’s department are included as mandatory reporters.

---

<sup>1</sup> Placer County Children’s System of Care’s services include investigation of all child abuse allegations, services for abused and neglected children, foster care and adoptions.

In addition, the California Penal Code Section 11166.3(a) states, “The Legislature intends that in each county the law enforcement agencies and the county welfare or probation department shall develop and implement cooperative arrangements in order to coordinate existing duties in connection with the investigation of suspected child abuse or neglect cases.”

Placer County child welfare services data indicates that the county and city law enforcement agencies are one of the largest sources of child abuse/neglect referrals.

## **Investigation Methods**

The Grand Jury reviewed California Penal Code requirements related to the processing of child abuse and neglect reports. The Grand Jury also reviewed operational policies and procedures regarding child abuse reporting, training requirements and coordination of law enforcement and Placer County Children’s System of Care.

The Grand Jury reviewed data provided by Placer County Children’s System of Care related to the source of child abuse and neglect referrals and copies of written agreements, protocols, and memoranda of understanding between law enforcement and the Placer County Children’s System of Care.

The Grand Jury interviewed staff from:

- Auburn Department of Public Safety
- Lincoln Police Department
- Placer County Children’s System of Care
- Placer County Sheriff’s Department
- Rocklin Police Department
- Roseville Police Department

Three members of the Grand Jury were recused from this investigation to avoid any conflict of interest and the appearance of bias.

## **Facts**

### Facts Specific to Placer County Children’s System of Care:

- Placer County Children’s System of Care data indicates that of all mandated reporters, law enforcement agencies are one of the largest sources of child abuse/neglect referrals. For example, in October, 2015, 60 referrals came from Placer County law enforcement agencies.

- Placer County Children's System of Care Child/Abuse Mandatory Reporting Training information states that 3,300 child abuse/neglect referrals were received in Fiscal Year 2013-2014.
- Multiple Placer County agencies guided by the District Attorney have established a Multi-Disciplinary Interview Center to coordinate and improve the process of interviewing children in abuse and neglect investigations. The Multi-Disciplinary Interview Center goal is to make the investigation process more effective and efficient while reducing the traumatic effects of multiple independent interviews of child victims.
- Placer County has had a written protocol in place since 2009 (updated in 2014) addressing the cooperative process for handling child abuse/neglect referrals where children are exposed to drugs. The agreement includes the Placer County Sheriff, and Auburn, Lincoln, Rocklin and Roseville Police Departments. The protocol also includes the California Highway Patrol, California Department of Justice, California Department of Parks and Recreation, Placer County District Attorney and Placer County Probation Department.
- Placer County Children's System of Care has written policies in place on the process for investigating child abuse/neglect referrals. The policies include reference to working jointly with law enforcement and other agencies such as public health when appropriate.
- Placer County has established a Suspected Child Abuse and Neglect Team which includes county and city law enforcement agencies as well as County Counsel, the District Attorney and medical professionals. The Suspected Child Abuse and Neglect Team meets once a month or more often if needed. The purpose of the Suspected Child Abuse and Neglect Team is to review and investigate child abuse reports involving medical neglect, physical abuse, and sexual abuse cases for learning and to inform case decision making.
- Placer County Children's System of Care has a written policy in place (last updated in 2014) describing the process for taking a child into protective custody. The policy defines the circumstances under which law enforcement agencies will be included.

Facts Common to Auburn Department of Public Safety and Lincoln, Rocklin, Roseville Police Departments and the Placer County Sheriff's Office:

- All law enforcement agencies, along with Placer County Children's System of Care have stated that the Multi-Disciplinary Interview Team and the Suspected Child Abuse and Neglect Team operating agreements improve the efficiency and effectiveness of services. Also, they improve the safety and the reaction of child abuse and neglect victims to the investigation process.

- The California Commission on Peace Officer Standards and Training sets the minimum training requirements for law enforcement personnel. All police officers, Sheriff's deputies and dispatchers receive state mandated Peace Officers Standard Training. Peace Officers Standard Training on child abuse/neglect includes mandatory reporting requirements.
- These agencies have written policies, procedures, and training material related to the investigation and reporting of child abuse/neglect.
- These agencies participate in the Multi-Disciplinary Interview Center agreement and process for interviewing child victims of alleged abuse and neglect.
- All five law enforcement agencies participate in the Suspected Child Abuse and Neglect Team.
- Upon receipt from any source, all allegations of child abuse/neglect are referred to an officer for immediate investigation.
- When it is determined there is sufficient evidence to warrant further investigation of child abuse/neglect, Placer County Children's System of Care is notified. When appropriate, the law enforcement agencies will conduct a joint investigation with Placer County Children's System of Care.
- All five law enforcement agencies maintain records of all child abuse/neglect allegations they receive, their response and their findings.
- All five law enforcement agencies have a volunteer program to provide support services to law enforcement administration and operation. The functions and training of these non-sworn volunteers varies among the five departments, and are sometimes the first point of contact with the reporting party. Not all volunteers receive training related to child abuse/neglect reporting.
- The only information provided to the reporting party is that the child abuse/neglect allegation is being investigated. Specific or detailed information related to an investigation is not provided to the reporting parties due to child welfare confidentiality laws.

#### Facts Specific to Individual City and County Law Enforcement Agencies:

##### Auburn Public Safety Department:

- Alleged child abuse/neglect referrals are always sent to a police officer by dispatch personnel. These referrals are high priority for dispatch. Complex cases are forwarded to detectives for additional investigation as needed.
- Some investigators receive additional training and specialize in child abuse/neglect cases.

Lincoln Police Department:

- The Detective and Detective Sergeant receive more in-depth child welfare investigation training than Peace Officers Standard Training from external training providers dependent on officer time and funding availability. One volunteer, a retired police officer, is the training coordinator and maintains training records.
- Placer County Children's System of Care staff conducts a formal training for officers once or twice a year and attends informal training at roll calls periodically as needed.
- Dispatch staff is trained to prioritize incoming calls and to refer child abuse/neglect allegations to sworn officers immediately upon receipt.
- Lincoln Police conduct frequent presentations to community organizations to provide information which includes child abuse/neglect information and reporting.

Placer County Sheriffs Office:

- The Placer County Sheriff's Office provides law enforcement services to Colfax, Loomis and the unincorporated areas of the county.
- Detectives receive additional specialized training in child abuse investigation from other state and child protection training sources.

Rocklin Police Department:

- The department has conducted mandated child abuse/neglect reporting training for Rocklin Unified School District principals and vice-principals.
- At the request of the Rocklin Unified School District, the department is currently preparing a child abuse/neglect information checklist for school personnel.
- Detectives receive additional specialized training in child abuse/neglect reporting and investigation.

Roseville Police Department:

- A full time social worker is on staff. The duties of that social worker include working with children and families to provide support or obtain services to mitigate problems which could lead to child abuse or neglect.
- The department has one detective who specializes in child abuse/neglect investigations. This individual has received additional extensive training and acts as lead detective in these cases.

## **Findings:**

The Grand Jury found that:

- F1. Sworn personnel and dispatchers in all five law enforcement agencies receive mandatory reporting and investigation training regarding child abuse/neglect.
- F2. All five law enforcement agencies work closely with the Placer County Children's System of Care in the reporting and investigation of child abuse/neglect allegations.
- F3. All agencies have a cooperative working relationship and coordination of child abuse/neglect reporting and investigation. This is reflected in the establishment of the Multi-Disciplinary Interview Center and Suspected Child Abuse and Neglect Team. This enhances the effectiveness and efficiency of child abuse/neglect reporting and investigation.
- F4. The Grand Jury was unable to verify that the agencies provide training for volunteers related to child abuse/neglect reporting.

## **Conclusion**

All five law enforcement agencies and Placer County Children's System of Care place a high priority on child protection. They coordinate and cooperate with each other regarding referrals and investigations of child abuse/neglect allegations.

All five law enforcement agencies provide training for sworn personnel and dispatchers relating to child abuse/neglect reporting and investigation. They have excellent working relationships and formal written agreements with the Placer County Children's System of Care which has overall responsibility for child welfare services.

The Grand Jury could not conclude that all non-sworn staff and volunteers are provided with child abuse/neglect reporting.

The Grand Jury would like to commend the Placer County Children's System of Care, Placer County Sheriff's Department, Auburn Department of Public Safety, Lincoln Police Department, Rocklin Police Department and Roseville Police Department for their coordination in investigating child abuse/neglect referrals.

## Recommendations

The Grand Jury recommends that:

- R1. All five law enforcement agencies establish written policies and procedures for all non-sworn and volunteer personnel regarding child abuse/neglect reporting.
- R2. The law enforcement agencies ensure that all new and current volunteers and staff have received training on child abuse/neglect reporting.

### Request for Responses:

	<u>Recommendations Requiring Response</u>	<u>Response Due Date</u>
<b>Mr. John Ruffcorn</b> Public Safety Director, City of Auburn 1215 Lincoln Way Auburn CA 95603	<b>R1, R2</b>	<b>August 31, 2016</b>
<b>Mr. Rex Marks</b> Police Chief, City of Lincoln 770 7th Street Lincoln CA 95648	<b>R1, R2</b>	<b>August 31, 2016</b>
<b>Mr. Edward Bonner</b> Placer County Sheriff-Coroner-Marshal 2929 Richardson Drive Auburn CA 95603	<b>R1, R2</b>	<b>August 31, 2016</b>
<b>Mr. Ron Lawrence</b> Police Chief, City of Rocklin 4080 Rocklin Road Rocklin CA 95677	<b>R1, R2</b>	<b>August 31, 2016</b>
<b>Mr. Daniel Hahn</b> Police Chief, City of Roseville 1051 Junction Blvd. Roseville CA 95678	<b>R1, R2</b>	<b>August 31, 2016</b>

**Copies sent to:**

**Mr. Jeff Brown**

Director of Health and Human Services  
3091 County Center Drive #290  
Auburn CA 95603

**Ms. Twylia Abrahamson**

Children's System of Care  
11716 Enterprise Drive  
Auburn CA 95603



## **PLACER COUNTY GRAND JURY**

# **Closing Our Libraries**

## **A Look at Recent Library Decisions**

## **Closing our Libraries**

### **A Look at Recent Library Decisions**

#### **Summary**

Placer County Library Services covers a large portion of Placer County and operates 11 branch libraries. Loomis and Meadow Vista libraries are slated to close on June 16, 2016. Common sense would dictate that this should save money. However, Placer County Library Services has indicated that the majority of the funds and resources are being redirected to other libraries.

The decision to close two smaller libraries, Loomis and Meadow Vista, has been questioned by the residents of these communities. The criteria used to make this decision failed to consider all of the internal and external benefits that a library brings to a small town.

Both communities showed overwhelming support in keeping their libraries open. Each has conducted meetings, explored alternatives and asked for more time to evaluate their options. Nevertheless, the Placer County Library Services and the Board of Supervisors voted to close the two libraries.

The Grand Jury recommends that Placer County Library Services seek viable options prior to solidifying plans to close a library. They have a duty to seek community input as to proposed direction and impact.

#### **Background**

The Placer County Library System operates 11 branch libraries, one Bookmobile and oversees the Placer County Law Library. Their jurisdiction ranges from Granite Bay in South Placer to the shores of North Lake Tahoe. Each of the 11 libraries is meant to serve a specific community in its particular locale. Historically, libraries are utilized for more than just checking out materials. They continue to be used for meetings, community events, children's programs, educational forums and social events.

The Placer County Library Strategic Plan states residents "consistently check out more than 1.3 million items each year, and see more than 600,000 people visit annually."<sup>1</sup>

---

<sup>1</sup> Placer County Library Strategic Plan, dated December 10, 2013, *A Message from the Director of Library Services*, p.2, <http://www.placer.ca.gov/~media/lib/documents/library-strategic-plan-2013.pdf?la=en>

In December 2015 the Board of Supervisors, upon recommendation of the Placer County Library Services, voted to close the Loomis and Meadow Vista libraries. The Grand Jury investigated whether the Board of Supervisors and Placer County Library Services are listening and responding to the needs of the communities they serve.

The Grand Jury looked into the following factors regarding library closures:

- How does this action meet and/or impact the needs of the communities?
- Was there a fiscal impact to the county?
- What is the driving force in closing these two libraries?
- What criteria were used to determine closing these two libraries?

## Investigation Methods

- Interviews
- Attending Board of Supervisor meetings
- Data collection

## Facts

- On December 10, 2013 a new Placer County Library Strategic Plan was approved by the Board of Supervisors. The appendix titled *Highlights from Placer County Library Community Conversation and Staff Workshop*<sup>2</sup> states consultants were hired to discuss the future of Placer County libraries. The consultants held “community conversations” at the libraries in Kings Beach, Applegate, Foresthill and Rocklin.
- “Community conversations” were *not* held in Loomis or Meadow Vista.
- Over the past nine years, property taxes comprised between 66.2% and 73.1% of total library revenue sources. This is the single largest source of funding for the library system. Lower collection of property taxes and reductions in other revenue sources necessitated the use of reserves for operating costs.<sup>3</sup>

---

<sup>2</sup> Placer County Library Strategic Plan, appendix *Highlights from Placer County Library Community Conversation and Staff Workshop*, p. 18, <http://www.placer.ca.gov/~media/lib/documents/library-strategic-plan-2013.pdf?la=en>

<sup>3</sup> Memorandum Placer County Library, December 10, 2013, p.63, <http://www.placer.ca.gov/~media/lib/documents/library-strategic-plan-2013.pdf?la=en>

- Property taxes, the county's largest discretionary revenue source, continue to increase due to the recovery in property values.<sup>4</sup> Property taxes to the County are projected to increase by 8.3 million dollars in the 2015-2016 Final Budget.<sup>5</sup>
- In December 2014, Meadow Vista and Loomis libraries were advised of their pending closure by the Library Services Director. Resources (books, computers and other materials) and staff were to be shifted to other libraries.
- On January 6, 2015 the Board of Supervisors approved Placer County Library Services' request for a temporary reduction of service hours at Rocklin, Auburn and Loomis libraries. Meadow Vista library was already at 20 hours of operation per week.
- In February and March 2015 the possible closure of these two libraries was publicized in local newspapers.
- On December 8, 2015 the Board of Supervisors was scheduled to vote on the proposed closure of the Loomis and Meadow Vista libraries effective December 31, 2015. After community input at the Board of Supervisors meeting, the Board of Supervisors voted to keep libraries open until June 2016.
- Loomis city officials sought to explore the financial impact on the city budget for a ballot measure. They received conflicting operating cost data from Placer County Library Services.
- Meadow Vista Library pays rent of \$3,000 per month to a private party.
- Loomis Library is located in a county-owned building on county property.
- Meadow Vista conducted a community survey in which 85.5% of respondents stated they would like to maintain their library, even with fewer days and shorter hours. Also, 72.2% indicated they would support a partial tax to keep the library open (See Attachment A).

---

<sup>4</sup> Comprehensive Annual Financial Report, Fiscal Year ended June 30, 2015, *Letter of Transmittal, Placer County Economy*, p.iii, <http://www.placer.ca.gov/departments/auditor/financial%20reports>

<sup>5</sup> Placer County Final Budget 2015-2016, Schedule 6, page 52, <http://www.placer.ca.gov/departments/ceo/programs%20and%20policies/latestbudgetinformation/fy2015-16%20budget%20information>

- Fallon Research<sup>6</sup> was contracted by the Town of Loomis to conduct a survey<sup>7</sup> of residents regarding library services. Of those surveyed, 58.5% indicated they were favorable towards a sales tax increase to save their library. Also, 74% of respondents feel their closest option, the Rocklin Library, is too far away and will reduce the ability of town residents to use the library (See Attachment B).

## Findings

- F1. Other than rent for the Meadow Vista facility, no substantial money will be saved by closing these two libraries.
- F2. County property tax revenue is increasing as the County recovers from the recent recession.
- F3. Decreased hours at the Loomis Library have restricted citizen usage.
- F4. Loomis and Meadow Vista citizens are actively exploring options in order to retain their libraries and accompanying services.
- F5. Residents of the Town of Loomis value their library services to the extent they have proposed a ballot measure to increase local sales tax to keep their library.
- F6. Loomis and Meadow Vista residents' needs regarding library services were not addressed. These communities were not included in the community conversations as conducted by the Placer County Library Services consultants.
- F7. Both communities conducted their own surveys to address their needs and concerns. The majority of survey participants in each community indicated support to keep libraries open (See Attachments A and B).

---

<sup>6</sup> Fallon Research & Communications, Inc. is a full-service public opinion research and polling firm that services a variety of clients, from major political, corporate and public affairs campaigns to local governments and community initiatives.

<sup>7</sup> [http://loomis.ca.gov/wp-content/uploads/2016/01/1\\_Library\\_Presentation.pdf](http://loomis.ca.gov/wp-content/uploads/2016/01/1_Library_Presentation.pdf)

## Conclusion

Every community has specific library requirements which should be taken into consideration before a library is considered for closure. This was not done. The Grand Jury investigation found the needs of the citizens in Meadow Vista and Loomis were *not* taken into consideration before determining the closure of the libraries. The Grand Jury could find no significant financial savings by closing these libraries.

## Recommendations

Since the closure date for these libraries is June 2016, no Grand Jury recommendation will have a bearing on these closures. However, going forward, prior to closing any additional libraries, the Grand Jury recommends:

- R1. Placer County Library Services make the wants and needs of each community a major priority.
- R2. Placer County Library Services revise the strategic plan to reflect those wants and needs of the affected communities rather than, “moving beyond an interconnected system of small ‘town’ libraries to a fully independent network of County library service outlets.”<sup>8</sup>
- R3. At least six months prior to proposing a library closure the Placer County Library Services must hold local public forums and perform input surveys in *every* affected community.
- R4. The Supervisor of the impacted district should solicit input from their constituents prior to making library decisions.

---

<sup>8</sup> Placer County Library Strategic Plan, dated December 10, 2013, page 14.

## Request for Responses

	<u>Recommendations Requiring Response</u>	<u>September Due Date</u>
<b>Ms. Mary George</b> <b>Director of Library Services</b> 350 Nevada Street Auburn CA 95603	<b>R1, R2, R3</b>	<b>August 31, 2016</b>
<b>Placer County Board of Supervisors</b> 175 Fulweiler Avenue Auburn CA 95603	<b>R4</b>	<b>September 30, 2016</b>

## **Attachment A**

### Meadow Vista Community Survey – Local Library Use


# 120 responses

*BOS 12/8  
100  
provide survey*

[View all responses](#)


## Summary

**Do you, or members of your household use the MV library?**



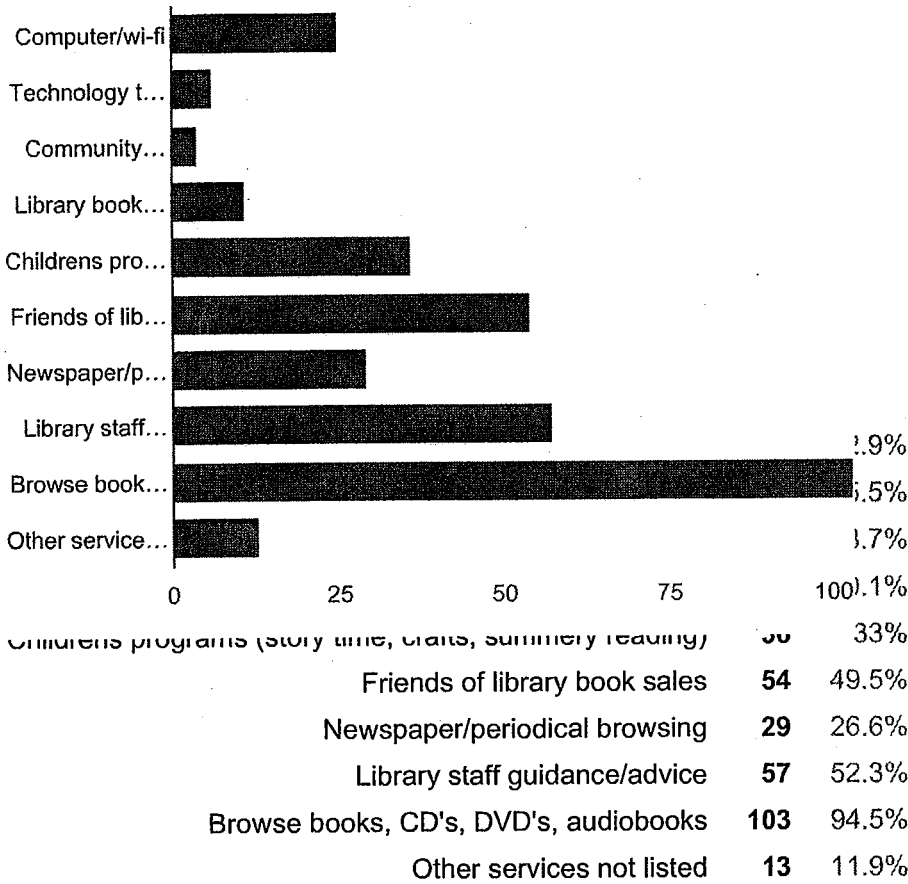
Yes	<b>107</b>	89.9%
No	<b>12</b>	10.1%

**How often?**



Weekly	<b>35</b>	29.7%
Monthly	<b>46</b>	39%
A few times a year	<b>27</b>	22.9%
Not at all	<b>10</b>	8.5%

**Please check off which services you currently use at the MV library:**



**If you indicated "other services not listed" please explain.**

Check out books and pick up books on hold.

We check out both books and DVDs.

Ability to pick up and drop off books borrowed from other locations

we use the online catalogue, place holds, and pick up our materials.

school research projects

I wanted to borrow a book but the selection was pretty sparse.

pick up reserved books and DVDs

All reserved items are picked up at MV. I go twice weekly at least.

I routinely search the library catalog online, place books I want on hold, then pick them up from the Meadow Vista branch after receiving an email that they are there on the hold shelf for me.

<http://www.placer.ca.gov/departments/library/downloadbooksandaudiobooks>

**References**

I frequently drop off books in the bins since I can quickly and easily do it any day of the week, and I don't have to park, take my child out of the car, and walk into the branch. I love being able to drive through and drop my books, CDs, and DVDs into the box. I wish

Auburn Library had a drive-thru drop box, too!

My daughter likes to do her homework in the library after school.

ordering books from County Library and picking them up in Meadow Vista

**If local library services were reduced, which 3 of the above services would you rate most important?**

I cannot drive because of failing eye site and do not have a computer at home. I use the library computer to connect with friends and do some research. The staff helps me if I cannot read something and they can open up sites if I cannot. It is my lifeline to friends and family. So, computers, staff guidance and DVDs and audiobooks are top priorities for me.

Children's programs, library guidance, browse books

The ability to browse books, get advice and look at periodicals etc.

access to books!

Computer/wifi Children's programs Browse books

Books Staff Computers

Selection of audio books,computer access,children's programs

Checking out books

Children's programs, browsing, and staff guidance and advice.

Books, children's programs, computers

MBrowse books, CD s, DVD's, audiobooks. Computer wifi Library staff guidance/advice

Book club, kids activities, and staff

Children's programs

staff guidance browsing new items hours and days open now. would love open Sundays

Book and DVD check out, computer use,..

Browsing , book sales

Computer access to the library Community meeting space children programs

Children's programs Browsing -- with help from library staff Computer access

Books CD's DVD's audiobooks. Children's programs. Library staff guidance.

Children's programs; browsing books, DVDs, Etc.; computer/wi-fi.

Browse books, childrens programs, tech. tutoring

Children's programs, book browsing, sales

Location to stay in Meadow Vista

children's programs (even though I don't use them) Browse books, CD's, DVD's, audiobooks computer/wifi (for those who do not have access at home)

Children's programs, computer wi/fi, library staff

Children's programs Computer/WiFi Newspapers/Periodicals

Browse and check out books, CD's, DVD's and audiobooks

Hours open, use of computers and programs

Books Staff Childrens programs Wifi

Library book club Browse books,CD's,DVD's, audiobooks Technology tutoring (computer e/audiobooks

picking up reserved (hold) books and browse books

Children and community programs, library staff guidance and books/audiobooks.

Children's Programs Library Staff guidance/advice Library Book Club

Computer/wifi Browse books, etc. Childrens programs

Books, CDs, DVDs

Books Audiobooks Children's programs

1- browsing books, CDs, DVDs, audiobooks 2- children's programs 3- computer/wi-fi

Books, CD, DVD's and audio books

Being able to browse new books. Talking with the library staff and getting recommendations of books.

Technology tutoring (computer, e/audiobooks), Browse books, CD's, DVD's, audiobooks,Library staff guidance/advice

wi-fi, audio books, computer access

computer/wi-fi, library guidance, DVD's and audiobooks

ordering books and ability to browse and get loaned DVDs and audiobooks. Also getting advice on good reads from the librarian

online catalogue & pick-up service browsing & "hanging out"/reading on the premises staff & kids programs

DO NOT close the MV library.

Computer services

I listed three, so all three.

Children's programs, tutoring,

Staff guidance/advice checking out books browse periodicals

I would hate to lose access to books/DVDs and magazines that I currently get from the library. The librarian is awesome at recommending books for me and for my kids.

Browsing and checking out books and audio books.

Browse Books Children's Programs Computer wi-fi

For me: Library book club Browse books, cd's, etc Pick up books placed on hold I also want the library to remain open so other people can have their priorities met.

Children's programs. Let's keep this community family friendly!

Library staff guidance, browse books, library book sales

Computers, tech tutors. Many children in foothills don't have access at home for school

work, references, tutoring, etc.

Browsing/renting books, CDs, DVDs and audiobooks

Computer wifi access library staff guidance Books, CDs, audiobooks

Browse books

Books, Periodicals, Computer access

books, DVDs

Browse papers/periodicals Children's programs Computer

Childrens programs Browse Books, CD's, DVD's, audiobooks Computer/wi-fi

Books to browse, children's programs, staff help.

The ones most used by the public.

Computer/Wifi Children's programs Library staff

browse books, dvd's, cd's, audiobooks computer/wifi newspaper/periodical browsing

Browsing books and other materials Guidance from library staff Children's programs

Library staff guidance (Sue Siefert and Erika Holm are the backbone of my reading experience) Browse books, etc. Friends of the Library Book sales

community meeting space my children are older now but loved the kids programs when they were younger library guidance/advice

Computer/wi-fi, Childrens programs, Book/periodical browsing

Being able to check out books/cds/dvds and use the catalog system. Children's programs A meeting/gathering space for the community

Browse books, etc. Library staff guidance/advice Computer/wi-fi

Children programs, computer use, browse books etc.

Lib. Staff guidance, Computer/wifi,, Browse materials

Check out books

Library staff guidance/advice; browsing books, CDs, DVDs, audiobooks; and technology tutoring.

Being able to check out and return books here in MV

Browse books, CD's, DVD's, audiobooks Childrens programs (story time, crafts, summery reading) Library staff guidance/advice

librarian, wifi, book sale

Children's programs, especially during summer, are most necessary. Browsing books, cd's, dvd's are important too. Although I do not use the computer services, I think it should be considered for locals that don't have their own computers at home.

Wifi, Childrens programs, Books

Children's program Browse books, CD's, DVD's, audiobooks newspaper, periodicals

**If local library services were reduced, which 3 of the above services would you rate least important?**

Library book club, book sales, meeting space

For my family it would be computer and WiFi but I always see people using those features when we visit so I think they are important to the community.

no comment

Periodicals, newspapers.

Book sales, book club, library staff guidance

community meeting space computer/wi-fi library book club

Meeting place, Friends of the literary book sales. Book club.

Community meeting space, library book club,

Those least used by the public.

technology tutoring friends of library book sales

Computer and wifi, book club, newspapers

Newspaper and periodical browsing. All of these others are important.

Computer, newspaper browsing, friends of library book sales

Newspapers Tutoring Book sales

I think they are all important for our community.

Community meeting space Technology tutoring

Meeting space, book club, book sales

All are important

Comm mtg space, tech tutoring, book sales

Community Meeting Space Computer/ wi-fi Technology Tutoring

Needpapers

Newspaper/periodical browsing Library book club Friends of the Library Book sales

computers

I believe ALL the services provided are important

Least important would be the "browsing."

Community meeting space

Library book club

Newspaper browsing Friends of Library book sale Computer/wifi

Community meeting space, book club, technology training

Book club Meeting place Technology tutorials p l.

Technology tutoring

Staff guidance

Newspaper/periodical browsing Library book club Community meeting space (4-H, adult literacy, field trips)

Meeting space, newspaper browsing, tech tutoring

Technology tutoring

Programs

Community meeting space, library book club, and newspaper browsing.

newspaper/periodical

Library book club Community meeting space

newspaper browsing

Libraries function best when they become the center for community activities and loan out more than just books such as sewing machine and tools. This is our county government's only contact point in our community and should be enhanced not reduced.

computer, tech tutoring, meeting space

not sure

Community meeting space (could be moved to another location in MV) FOL book sales (could be moved to another location in MV) Library book club (could be moved to another location in MV)

Keep them all with reduced hours!!!

Meeting space, technology classes and book club

Community meeting space (4-H, adult literacy, field trips) Computer/wi-fi Technology tutoring (computer, e/audiobooks)

I think all of the above services are important, even if I'm not using them, but if I have to choose: Friends of Library book sales, community meeting space (since we'll have a community center), and library book club.

Book club

book club tutoring community meeting space

library book club Book sales technology tutoring

childrens programs, book club, community meeting space (there is a school near which has library for children and we have an almost finished community center, which should be used for meeting space)

book sales

tough one- I know many folks who rely on the computers at the library in addition to the books/magazines/movies/DVDs so it's hard to say any are not important

For mw it would be the: computer/wifi library book club

meeting space, but that is useful & important too.

community meeting space, technology tutoring, computer/wifi

meeting space tutoring book club

Computer WiFi Community meeting space Newspapers, periodicals.

community meeting space book sale book club

all are important for other community members so I would not be able to answer just for myself.

paper/periodical browsing community meeting space

Community meeting space Technology tutoring Friends of library book sales

newspaper browsing, staff guidance, book sales

Community meeting space (4-H, adult literacy, field trips), Newspaper/periodical browsing, Computer/wi-fi

book club


book clubs meeting space newspapers/ periodicals

Books, periodicals and dvd's

Book club Meeting space CDs


computer, technology, book sales

**Given the limited County budget, would you prefer allocating funds for:**



Enhanced, full-service regional libraries with more open days and longer hours.	<b>16</b>	14.5%
Maintaining local branch libraries with fewer open days and shorter hours.	<b>94</b>	85.5%


**Would you use the library more frequently if it was located at the MV Community Center?**



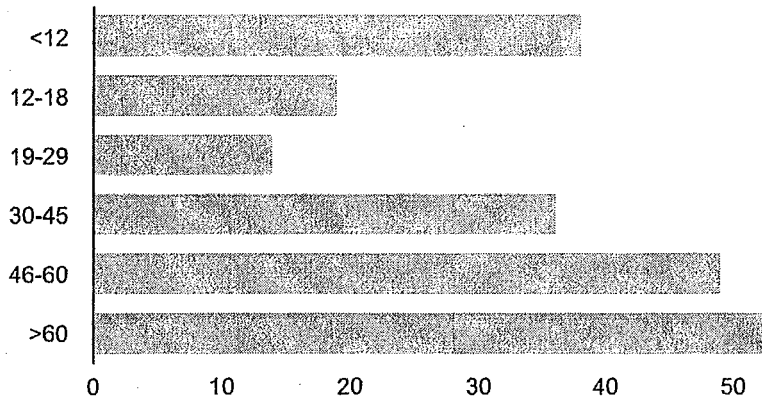
Yes	<b>56</b>	52.3%
No	<b>51</b>	47.7%

**Would you support a parcel tax for keeping the MV library (for example \$20/yr x 12 yr)**

Yes	<b>83</b>	72.2%
No	<b>32</b>	27.8%




ur household?



<12	38	31.9%
12-18	19	16%
19-29	14	11.8%
30-45	36	30.3%
46-60	49	41.2%
>60	53	44.5%

Are there Special Needs persons in your home that use the local library?

Yes	5	4.4%
No	108	95.6%



Please provide any comments you would like the MV MAC and County Supervisors to consider re. this issue.

With a young growing family, this is a very important place to us. I know our kids will use it for many years to come!!!

I am a life-long public library user and believe free libraries are vital to a strong

democracy. I also believe that we all benefit from a good public library system, whether we personally use the services or not. In addition, MV branch personnel are always friendly and helpful, and I love it that I can access books from anywhere within the Placer County library system. My household would absolutely pay more in taxes if it meant that we could keep our library as a functional branch. I also like the location because I can walk to it. However, I would support a move of the branch to the community center because that would likely be a much more attractive and visually prominent location -- which would probably lead to more patronage. Please do not close this important community resource. Thank you for your consideration.

It is incredibly important that our small community have a resource and space like the library. We need it for our growing children to use and feel they have a space that belongs to them. We need it for the elders in the community and those with special needs. It should be a place where we can all find resources and use the materials that our tax dollars pay for, as well as a space where we feel a sense of community and gathering. I don't want my children to grow up thinking that our town isn't important enough to have a library but it's ok to have a pizza place and hardware store. Our priorities need to be kept in check.

I will be very sad if we close the Meadow Vista Library. Since retirement I am happy to do my share to save the earth by limiting my driving time. If I have to go to Auburn every time I want a book I am much less likely to use the library at all. I love the idea of using the community center to house the library!

It is important to have a Library in our community. Let's look at the current Placer County Library management practices before proposing higher taxes as a solution.

Driving into another library wastes gas and pollutes the air - as we age we don't want to go far to services - nice to have near the grocery store - one stop shopping.

Please keep this library open. It is an important resource for the families in our community

Not enough money in the pot always leaves libraries and schools trying to make every dollar count. Our library system is no exception. Since taxpayers seem so reluctant to increase taxes to pay for these things the Placer County library system is between a rock and a hard place. Those who suffer from the closing of small, local library branches are those who do not drive, and/ or do not have access to a computer (youth, low- income folks, the old or infirm, shut-ins, etc.).

The library makes Meadow Vista feel more like a community and is one of the factors we looked at when decided where we wanted to raise our children.

The librarians are always so friendly and I like having a library so close and convenient.

My wife and I just moved to Colfax 6 months ago. We didn't go to the library during our move. Sadly, I'm afraid with the advent of the internet and e-books, the days of the local library are numbered. Having said that, I don't know how much use the library is getting.

I feel lucky to have MV and Applegate libraries, but reality is we don't really need both since they are located fairly close together -- I would like to see them combined into one. Applegate is too small to accommodate space for community use (e.g. 4h small group meeting), love having MV library in town close to other errands -gas, PO, bank, grocery. It would be nice for library to stay in MV -- I'm a resident of Colfax/Eden Valley and prefer the MV library because of proximity to other businesses.

Though I don't use the children's programs anymore, I did a lot when my children were still home. We were there multiple times a week. I consider the children's programs very important, even though I didn't include them in my three choices. I wanted to choose all the services as important! I would like to see even more services offered. I've heard of libraries that have items like sewing machines that can be checked out. Our local branch is very important in bringing us together as a community.

Reduced hours are better than NO hours! My 2 kids love our little library. We would not go to Auburn for our library needs. I would probably just use the Internet more at home and buy books from Amazon.

A library is an important part of any community. It helps to promote literacy.

Perhaps we could also increase the access and availability of the Book Mobile.

The library is an integral part of the community. Children need to be exposed to books at an early age and throughout their lives. Reading is key to becoming a successful person. And close access makes the experience more meaningful and plentiful.

Please keep our library OPEN!!

The library is one of the only community enhancing services in our little village. It is a spot to see and get acquainted with local residents as well as a spot to access printed and other media. For the low income residents it provides a place to gain computer access. For some it is a place to get together to discuss good books. For families the reading programs and summer programs offer enrichment for their children. If it disappears our village will lose one of the last places where we can get together and be "a real community".

There are some county employees who earn over \$100,000 a year in OVERTIME alone. If you stop these abuses and cut the high administrative over head in the CEO's office, there will be more than enough money to keep the libraries open and serve the public.

It would be a shame to loose this Wonderful Library and Staff!

I think our local library is part of what makes our community so wonderful. It's just another added draw for families looking to mover into our community.

extended hours would be nice but we wouldn't get to the regional (bigger) library as often. The closest library is MV and we appreciate the convenience.

When my two children were young we used the library weekly, the applegate and the auburn libraries were what was available.

i think you need to allocate funds to both...develop a couple good large regional libraries

and close a few of the little libraries based on #s to keep a few of the outskirt branches available to those rural citizens.

Meadow Vista library is the heart of our community and has played a critical role in my children's education and love of books.

I realize that having a MV community library is of significant importance to many in Meadow Vista. A location change to the Community Center makes good sense and my cause an increase in visits by school children to the library. The library in our community is a lovely asset. I'd hate to lose it and would be happy to support its continuance via a special tax.

Like many in our community, my support for maintaining the MV library is not just about my particular needs, but about the needs of our community as a whole--especially children!

Meadow vista is an aging community. There will be more demand for local services.

✓ Thank you for letting us give our opinions - a local library DEFINES a community!

Our community is strengthened by having a local public facility like our Meadow Vista Library. Some people, especially elderly or special needs, count on having the library close by, in order to have computer access, or access to free books, movies, and music. It is a wonderful place to take your children for fun programs or homework help, and the staff are familiar with most people who come in regularly, so they make appropriate recommendations and are helpful in all ways.

✓ Definitely removing the library from the basement would help in motivating more to go.

Having a nice place to go and read where the moms of the book clubs don't change their babies diapers on the tables wouldn't hurt, either.

The Meadow Vista Library is a staple to the community. It makes the town complete and rounded. Taking away such a valuable asset to a community with it's diversity and potential would not be a good decision for Placer County and it's future plans.

This is just another example of cutting services important to FAMILY and COMMUNITY

✓ in favor of over paying administrative employees and other misguided spending.

Although you can see from my survey I don't use the local library any more these days I raised three daughters in Foresthill and spent a lot of time and effort adding to and extending the hrs at that branch and my FAMILY used it daily. I see the closing of these branch libraries as another assault on our lifestyle by our short sighted political leaders.

This library provides much needed computer and research access for students and the general public. I think it's important to keep our local libraries open and available to encourage literacy and community involvement.

As people move to a more online presence, things go away that are not considered important. Our Library's are important, not only for literacy but for community. Please do not take our Library's.

I very much want to Meadow Vista library to remain open. Libraries are extremely important community resources, promoting literacy and education so needed in today's

world. It is short-sighted to consider closing the Meadow Vista branch and putting more cars on our roads to travel to the Auburn library. I will also miss the sense of community that comes from hosting a local book discussion group.

Please keep this library open. The staff is fantastic

Placer County needs to prioritize funding for county libraries over some of the other programs and things it supports.

Just finish the community center and move it there.

The most important purpose of any library is to provide access to books free of charge for all community residents. If the local branch is closed, some residents may not be able to easily reach a regional branch, effectively cutting off access. Access for children will be particularly limited since they may need to rely on others for transportation to a library outside their community. Local services, even if limited would better serve the local community.

Sue and Erica at MV branch are wonderful.

We rely on the Meadow Vista library to provide books that are not always available at local schools. My children are avid readers and we value the location of the Meadow Vista library because it would be a burden to drive to Auburn every time we want to check out materials. We visit the library weekly.

I know of home schoolers who make use of the local library. Also, it serves the senior community. Both groups would find getting to a regional library more difficult, and less accessible.

As a local elementary school teacher I borrow more books from the library than most people do. To go along with my social studies and science curriculum, I check out books each week to use in the classroom. My program would not be what it is without the resources my local library provides me. The location is very convenient. I make at least 1 trip a week to Holiday market anyway. I love our local library. If my closest library were located in auburn I would only go once a month. I love the feel of a small, cozy library. Because of its small size, the staff know the patrons on a personal level. It enhances small town atmosphere that most of us moved to this area to find. I sincerely hope our Meadow Vista library remains.

A library is the mark of a real community. This place is very very popular, and offers connectivity for many without other options.

Keep it open! Kids use this library! The childrens programs are so important to the community

Looking at the Rocklin, Granite Bay and now Auburn the county should be funding local libraries and not redoing carpet, painting, etc.

Children need close access to library resources which will only increase as they grow older (our kids are the age of 7). It is important for MV to have a community library and a safe place for kids to go to study and check out books.

I am an infrequent user due to my affluence (download books via kindle) and access to on-line materials. There is a demand for local services. I would tailor the local library services to satisfy those using them. Provide meeting space for children/senior programs, provide a limited library catering to those looking for local browsing, provide computers for those who can't afford in-home computer solutions. MV Community Center is the perfect solution for this.

Local community libraries are integral to the life of a healthy community and informed citizenry. Regional full-service libraries are also critical and the county needs to prioritize both and allocate the necessary funds.

Please DO NOT close the MV library.

Please stop taking away things in M.V. We are a small town. With a lot of retirees and mature adults (meaning elder). For some, leaving MV to shop elsewhere can really be a challenge. Why should we have to keep supporting the other communities when we should be taking care of our own. Don't make the people of this great town have to go elsewhere.

It is important to have local access for young students who cannot drive to centralized facilities. Removing this effectively eliminates books from their lives.

A local branch is very important to the community.


We need more hours in bigger libraries such as Auburn and Colfax, where we use the library. Small libraries are expensive conveniences and I do not want to pay taxes for that. Our family priorities are improved roads, public safety and emergency services. I can use the library when I go to town.


When my children were young, we used the library ALL the time! It was wonderful to have! Now they are grown and moved, but I would still love to keep the MV library open. I think it is a wonderful asset for the community and it would be a shame if it closed. I urge the MV MAC and County Supervisors to do everything in their power to keep it open!

It is nice to have the library in our local area

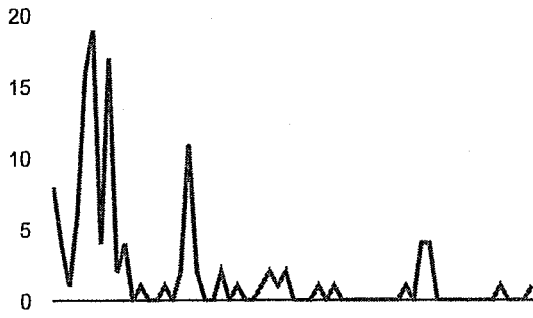
Your limited budget question is biased. I would prefer local branches with more open days and longer hours or at least the current days and hours.

**Please provide your name, phone # and email if you would like to be contacted for future discussion on this issue. List of Names Redacted**





**Number of daily responses**



## **Attachment B**

Library Survey, Town of Loomis

**This survey research data was gathered through telephone interviews that specially-trained interviewers conducted with 250 randomly-selected adults 18 years of age or older residing within the Town of Loomis, California who had valid residential, VOIP or cellular telephone numbers. The interviews were performed during the period of November 16, 2015 through November 22, 2015. The overall estimated margin of sampling error is +/- 6.19%, based on a confidence level of 95%, although it varies for each individual question. This means that if this survey were repeated, 95 times out of 100 the results would be within plus or minus 6.19% of those provided herein. Adjustments were made to weight the results toward demographic and geographic characteristics of the town's population, in order to account for under- and over-sampling that normally occurs as a result of the random selection process, and to ensure that all major sub-groups are represented in proportion to their actual percentages. Like all polls, this opinion survey research is subject to other possible sources of error, such as unintentional bias in the wording of questions, data-entry error and nonresponse bias.**



**Fallon Research & Communications, Inc.**

P.O. Box 12181  
Columbus, Ohio 43212  
(800) 676-3996 - Toll-free  
(202) 263-7292 - Washington, D.C.  
(614) 341-7005 - Columbus, Ohio  
(202) 318-0346 - Fax  
[www.FallonResearch.com](http://www.FallonResearch.com)

**LIBRARY SURVEY**  
*Town of Loomis, California*  
*11/16/2015 – 11/22/2015*  
*N=250, +/- 6.19%*

**Adult Town Residents 18 or Older**  
*(Percentages may not add up to 100% due to rounding)*



www.FallonResearch.com

---

*Q. 1. Generally speaking, would you say that California is going in the right direction, or has it gotten off onto the wrong track?*

25.3% Right direction  
57.7 Wrong track  
2 Mixed/both (volunteered)  
15 Unsure/no answer

---

*Q. 2. Would you say that Placer County is going in the right direction, or has it gotten off onto the wrong track?*

53.7% Right direction  
21.8 Wrong track  
4.1 Mixed/both (volunteered)  
20.4 Unsure/no answer

---

*Q. 3. Would you say that the Town of Loomis is moving in the right direction or has it gotten off onto the wrong track?*

64% Right direction  
20.3 Wrong track  
3.1 Mixed/both (volunteered)  
12.6 Unsure/no answer

---

*Q. 4. Generally speaking would you say sales taxes in the area where you live are too high, mostly pretty fair or too low?*

29.3% Too high  
68.8 Pretty fair  
0 Too low  
1.9 Unsure/no answer

---

**Looking at the county library branch that is located in Loomis...**

*Q. 5. How often do you personally go to the library in Loomis? Would you say that you go there very frequently, somewhat frequently, not very frequently, not at all or only on special occasions?*

9.5% Very

24.2 Somewhat  
14.4 Not very  
34.9 Not at all  
16.2 Only on special occasions  
.7% Unsure/no answer

---

*Q. 6. How much news and information have you heard, read or seen about the possible closure of the county library branch that is located in Loomis? Have you heard or read a lot of information, some, not very much or nothing at all?*

41.5% A lot  
35.2 Some  
8.6 Not much  
14.7 Nothing  
0 Unsure/no answer

---

*Q. 7. Generally speaking, do you agree or disagree that the next closest library, which is in Rocklin, is too far way and will reduce the ability of town residents to use library services when they need them?*

74% Agree  
22.4 Disagree  
3.6 Unsure/no answer

---

**One idea being considered to keep the library open is a local tax in Loomis...**

*Q. 8. Supposing that today were Election Day, and you were voting, would you vote for or against a tax on sales transactions of one-quarter of one percent for 10 years that would go to the General Fund of the Town, with the majority of the revenue being used to fund the operations and maintenance of the public library in Loomis?*

58.5% Yes – skipped next question  
32.9 No  
8.6 Unsure/no answer – skipped next question

---

*Q. 9. What is the biggest reason that you would vote no, against it?*

**n=82**

26.1% No guarantee the funds will be used on the library/wont' be spent properly  
20.8 The library isn't used anymore/do not use  
16.4 Taxes are too high/do not want taxes to increase  
10.3 The money should come from other sources  
9.9 The Rocklin library is better  
6.6 Existing funds should be used/use money from other parts of the budget  
2.7 Amount is too high/asking for too much/more than needed  
7.2 Other

---

(RANDOMLY ROTATED NEXT 3 QUESTIONS)

*Q. 10. If you learned that groceries and medicine would be exempt from the tax, would you be more or less likely to favor that form of funding for the library or would it make no difference in your view?*

33.3% More likely  
1.9 Less likely  
62.4 No difference  
2.4 Unsure/no answer

---

*Q. 11. If you learned that, by law, funds from it could only be used to support the operation of the library and could not be spent in any other way, would you be more or less likely to favor that form of funding for the library or would it make no difference in your view?*

61.2% More likely  
3.7 Less likely  
32.8 No difference  
2.2 Unsure/no answer

---

*Q. 12. If you learned that, the Town Council would appoint a five member committee of citizens to oversee the spending of funds and an independent auditor to review the use of the funds on an annual basis, would you be more or less likely to favor that form of funding for the library or would it make no difference in your view?*

39.2% More likely  
11.7 Less likely  
43.7 No difference  
5.4 Unsure/no answer

---

**Now I would like to read you some of the ways that the money will be used, if the Transaction and Use Tax is approved by voters in Loomis. After each one, please tell me whether you think it should be a high, medium or low priority for use of the tax dollars. Here's the first one...**

(RANDOMLY ROTATED NEXT 5 QUESTIONS)

*Q. 13. How much of a priority should it be to...Expand the operating hours, so the library is open more days and later in the evenings?*

39.5% High  
29.7 Medium  
28.2 Low (or not a priority - volunteered)  
2.6 Unsure/no answer

---

*Q. 14. How much of a priority should it be to...Ensure there is adequate staffing to help students, senior citizens and others who rely on the services that the library provides?*

60.8% High  
28.2 Medium  
9.1 Low (or not a priority - volunteered)  
1.9 Unsure/no answer

---

*Q. 15. How much of a priority should it be to...Continue to offer enrichment programs and seminars on special topics?*

29.3% High  
38.2 Medium  
27.4 Low (or not a priority - volunteered)  
5.1 Unsure/no answer

---

*Q. 16. How much of a priority should it be to...Be able to offer Internet access for people who cannot get it at home or afford the service?*

57.3% High  
26.5 Medium  
14.3 Low (or not a priority - volunteered)  
1.9 Unsure/no answer

---

*Q. 17. How much of a priority should it be to...Provide services and programs for children and teens, who could not easily get to other libraries in the county?*

70.2% High  
19.5 Medium  
10 Low (or not a priority - volunteered)  
.3 Unsure/no answer

---

*Q. 18. How much of a priority should it be to...Allow the library to continue to have enough funding to operate, so it does not have to be closed?*

75% High  
14.9 Medium  
9.5 Low (or not a priority - volunteered)  
1.6 Unsure/no answer

---

**Now, reflecting on everything we have discussed about the tax, and the uses of the funds...**

*Q. 19. Once again, supposing that today were Election Day, and you were voting, would you vote yes, for the tax, or no, against it?*

66.4% Yes  
28.9 No  
4.7 Unsure/no answer

---

**Finally, I have a few short questions for statistical purposes...**

*Q. 20. I would like to read you a list of age groups. Please stop me when I get to the one you are in.*

27.6% 18 to 44  
40.9 45 to 64  
31.1 65 and older  
.4 Unsure/no answer

---

*Q. 21. Do you have any children under 18 years of age within your household?*

36.7% Yes  
62.4 No  
.9 Unsure/no answer

---

*Q. 22. Do you currently have a library card, so that you can borrow books, music, DVDs and other items from the library in Loomis?*

51.4% Yes  
47.9 No  
.7 Unsure/no answer

---

*Gender:*

49.3% Men  
50.7 Women



---

## VERBATIM RESPONSES

---

*Q. 9. What is the biggest reason that you would vote no, against it?*

I do not believe the library gets enough use to be worthy of a sales tax.

Primarily, it's because my wife takes my son to the Rocklin library, even though we live in Loomis.

Given current transportation opportunities to Rocklin library, it could service Loomis very well. The current Loomis library is only convenient to the small percentage of Loomis residents who live in town.

Lived here for 20 years and it cost \$378 per household per year to keep the fire department open. The mayor, Dave Wheeler, since he became fire chief, the fire trucks will not come down rural roads where there are bridges that are not engineered.

I'm against it because I am again any tax that is not being used 100% to fund the library. It has to all go to the library.

I think people are using digital readers instead of physical books and that's where it should be.

Since I don't use it I probably wouldn't want to pay an extra tax no matter how small it is.

Because there is too much technology and you can get to much information online when accessed. I would never go for any sales tax increase to go for any specific fund.

Not all of the money goes to it. If you are going to have a tax to save the library, then all of the money needs to go to the library. That's it.

I don't use the library services.

I don't think libraries are needed and we have another one not too far.

1

Because it's like the lotto funding was supposed to go the school and it went elsewhere, and I'm just wondering if it will be the same thing.

No new taxes. I don't want to pay any more tax then I already am.

As I have already stated, I think were being taxed too much. I think there needs be a line drawn in the sand and no more taxes period for any circumstance.

I live closer to Rocklin one and it's bigger and better.

The Town of Loomis has turned down revenue oppportunity that would have brought in revenue, so taxing the people is not something I would be in favor of.

I don't vote for taxes. We don't need any more taxes. They have to learn to deal with what they have.

I don't use the library.

I don't vote for new taxes, or further comment.

Because I've seen too much corruption on the approved taxes, so I'm against any taxes. Any increase, even temporarily, I'm against it.

I don't believe what they say. They put it on for ten years, but it goes on forever. The county should have enough money to operate the library. Why should they put on another tax?

I don't think we need a library.

I think the cost should be shared through the whole county, not just the town of Loomis.

When you put tax money in a general fund, you can't be sure where it's going to go. It could be spent on anything, so you could be told its going to the library, but in the end it may not.

2

I just feel that Loomis isn't as nice of a town as it used to be. It's all about money and people are building everywhere and I believe that there is all kinds of money in Loomis, and I don't feel they should raise the taxes.

It's just too much money. I am a business owner and we buy a lot of expensive equipment and that would be a lot of money for me.

I am retired on fixed income and can't afford anything.

No matter what the politicians say, the money never goes where it's supposed to. I feel like the Rocklin library is much better stocked and serves my purposes.

Because the money is not explicitly for the library.

The inability to assure that the levy would be directed towards the library, because the funds are going into the general fund.

I would not want the money to go into the general fund itself. I'd want all the money to go to the library, all of it, not most of it, because the more money they have in the general fund, the more corrupt the town gets.

Because I feel bad. I don't think they are using the money wisely or it wouldn't be asking for extra sales tax.

Because I don't feel like the money would go towards keeping the library open.

There's no such thing as a temporary tax. My property taxes have been going up for the last five years.

The county of Placer receives \$36 million federal dollars to raise for I-80 interstate bridges, and the town of Loomis has received a portion of those funds for improvement, but the bridges were not finished.

Because the money would go into the general fund and get stolen. The money would get misappropriated and never get to the library.

The taxes. If they can get the money from what is already paid, that's fine, but I'm not going to pay more. No additional taxes.

I don't want increased sales taxes.

The Rocklin library can handle the overflow from Loomis, and most information is available online anyway.

Because I think there should be grants and other money available to save the library. I think before they jump to raise taxes, they should try and find other money for it.

There are already county funds allocated to the county library.

I think taxes are high enough as they are, and there should be funds in the budget. I think the efficiency of the budget is the problem, and they should tighten up. The money can be found.

We pay enough taxes and we're on a fixed income, and I don't use the library anymore.

I just think we could do better than that.

I don't think the sales tax is the right way to go on that. I don't know the cost and I need more information. Without complete information I'd vote no.

It's not definite to all go to library services.

The lack of use. I don't use the library.

Because money often doesn't go for what it says it's going to go to when they increase taxes like that.

If there is going to be a tax increase, it should go towards other resources we need to utilize in the town of Loomis. The Rocklin location is too far and inconvenient. Every time I went there I was never able to fully utilize it. There was not much offer.

We're over taxed now. That's basically it.

Because any mention of taxes, my reaction is always no, period. Because most of the time the money is spent incorrectly in my opinion.

I think there is already too much tax on the people. They can do a fundraiser like the fire fighters do, instead of taxing the public.

Basically, the increase in taxes. I'm not for it.

I think we are taking in every direction in the state of California; The bureaucracy has already proven that they cannot manger funds.

There's no guarantee where the money's going to go, not a good thing. You can vote on things, but there's no guarantee because there's a lot of crookedness in politics and you don't know where the money's going to go.

We have enough taxes now. They can get the money somewhere else.

It's not used very much, although people say it is.

Libraries, unfortunately, are dying because of electronic media. We can find everything online and the younger generation well never goes to a library.

We don't use it. Our grandkids are in school and most of their work is done on the computer and they download their books, and we don't see the need for it.

I do not want to pay any extra out of my own pocket for it. As much as I enjoy their library being close, there are other ones that I could go to. I would rather not pay an additional tax for it.

I would say a lack of necessity. I think libraries are becoming obsolete.

I believe that the library should be funded by the general fund of the town for the general good of the town. I don't believe the people should be taxed on something that they never use. It doesn't seem like a fair use of the funds.

I believe we can get what we need from Rocklin.

That it is just cost too much.

The Rocklin library is not that far away and they have a lot of amenities there and it would be fine going there and not put an extra tax on us.

I think the money might be used for things other than the library and I want it just for the library, and even then, I think, is going to be a difficult one to pass. I don't want city hall having to fund it on their own I wouldn't want that.

I would not want to pay additional taxes to fund a library in Loomis.

I think that the town of Loomis and the county of Placer can find different ways to cut spending in other areas to keep library open.

I think that Rocklin is the way to go. They are a bigger area than we are and have more room than we do.

I believe taxes are fair. A raise in taxes would affect town exponentially

Our taxes should already be paying for it. Somebody's taking the taxes somewhere else.

I think it's kind of older, it's not forward thinking. We need to come up with something more than a library, more of an internet type program.

I don't use the library and I don't think Loomis uses their money accurately.

The number of people using it has diminished such that I don't think it is a huge service anymore.

I do not believe I should be paying one quarter of a percent. I think that is something that needs to be discussed. Different options of revenue should be discussed.

We're taxed too much in the state of California and they usually don't use the money for what the tax was for.

Well, this town of Loomis lets everything go, the sidewalks and the streets. Then they brag about all the money they have in the bank, the cash reserves.

Personally, I don't use it enough. Nobody really uses it and it's not that necessary.

I would vote no on any tax increase because I disagree that the revenue stream that city and states that they have in California is not enough.

The tax revenue from starting point A to point C, which is the ending. The money would get lost in transition.

We are taxed enough. The County should find an alternate way than to raise taxes.

Q. 1. Generally speaking, would you say that California is going in the right direction, or has it gotten off onto the wrong track? Table Total	Q. 8. Supposing that today were Election Day, and you were voting, would you vote for or against a tax on sales transactions of one-quarter of one percent for 10 years that would go to the General Fund of the Town, with the majority of the revenue...		Q. 19. Once again, supposing that today were Election Day, and you were voting, would you vote yes, for the tax, or no, against it?		OPINION DYNAMICS:				Table Total	
	Yes, for Col %	No, against Col %	DK/NA Col %	Yes, for Col %	No, against Col %	Yes, for it in both ballot simulations (Qs. 8 & 19) Col %	Switches to Yes, for it by end of survey Col %	No, against it in both ballot simulations (Qs. 8 & 19) Col %		Other Col %
Right direction	30.4%	16.9%	22.2%	29.2%	14.9%	33.8%	21.5%	15.3%	28.7%	25.3%
Wrong track	51.1%	69.5%	57.4%	51.3%	72.6%	56.3%	54.3%	71.8%	62.9%	57.7%
Mixed/Both	2.0%	1.3%	4.8%	2.4%	1.4%	.0%	4.6%	1.5%	.0%	2.0%
DK/NA	16.5%	12.4%	15.5%	17.1%	11.1%	9.9%	19.5%	11.4%	8.4%	15.0%
Table Total	100.0%	100.0%	100.0%	100.0%	100.0%	100.0%	100.0%	100.0%	100.0%	100.0%

Q. 1. Generally speaking, would you say that California is going in the right direction, or has it gotten off onto the wrong track? Table Total	GENDER:		AGE GROUP:				HOUSEHOLD WITH CHILDREN:				Table Total
	Male Col %	Female Col %	18 to 44 Col %	45 to 64 Col %	65 and over Col %	DK/NA Col %	Yes Col %	No Col %	DK/NA Col %	Col %	
Right direction	24.2%	26.3%	25.0%	25.5%	24.2%	100.0%	22.3%	26.7%	46.3%	25.3%	
Wrong track	61.3%	54.2%	56.7%	60.2%	56.0%	.0%	61.6%	55.5%	53.7%	57.7%	
Mixed/Both	2.5%	1.5%	.0%	4.1%	1.1%	.0%	.9%	2.7%	.0%	2.0%	
DK/NA	12.0%	18.0%	18.3%	10.2%	18.7%	.0%	15.2%	15.2%	.0%	15.0%	
Table Total	100.0%	100.0%	100.0%	100.0%	100.0%	100.0%	100.0%	100.0%	100.0%	100.0%	

Q. 1. Generally speaking, would you say that California is going in the right direction, or has it gotten off onto the wrong track?	LIBRARY CARD HOLDER:			DISTANCE FROM LIBRARY:			VOTING STATUS:			Table Total
	Yes	No	DK/NA	Less than one-half mile	One-half mile to 1 mile	More than 1 mile	Registered voter	Not registered to vote	Col %	
	Col %	Col %	Col %	Col %	Col %	Col %	Col %	Col %		
Right direction	27.1%	22.8%	53.8%	23.2%	28.0%	19.5%	24.6%	27.7%	25.3%	
Wrong track	56.9%	58.7%	46.2%	58.1%	53.9%	69.3%	56.8%	61.4%	57.7%	
Mixed/Both	2.3%	1.7%	.0%	.0%	2.8%	1.8%	2.5%	.0%	2.0%	
DK/NA	13.7%	16.7%	.0%	18.7%	15.3%	9.4%	16.1%	10.8%	15.0%	
Table Total	100.0%	100.0%	100.0%	100.0%	100.0%	100.0%	100.0%	100.0%	100.0%	

Q. 1. Generally speaking, would you say that California is going in the right direction, or has it gotten off onto the wrong track?	PARTISAN REGISTRATION:				PAST TURNOUT HISTORY:		PAST TURNOUT HISTORY:		Table Total
	Democrat	Republican	Unaffiliated/other	Not registered	High propensity general election voters	High propensity primary election voters	Col %		
	Col %	Col %	Col %	Col %	Col %	Col %			
Right direction	38.7%	13.8%	32.1%	27.7%	25.4%	31.1%	25.3%		
Wrong track	38.7%	69.3%	50.8%	61.4%	59.1%	59.9%	57.7%		
Mixed/Both	1.5%	4.1%	.0%	.0%	1.3%	.0%	2.0%		
DK/NA	21.1%	12.8%	17.2%	10.8%	14.2%	9.1%	15.0%		
Table Total	100.0%	100.0%	100.0%	100.0%	100.0%	100.0%	100.0%		

		Q. 1. Generally speaking, would you say that California is going in the right direction, or has it gotten off onto the wrong track?			Table Total
		Right direction	Wrong track	Mixed/Both	DK/NA
		Col %	Col %	Col %	Col %
Right direction		77.9%	44.1%	83.0%	46.3%
Wrong track		7.4%	32.4%	.0%	8.4%
Mixed/Both		3.2%	3.6%	.0%	8.4%
DK/NA		11.6%	20.0%	17.0%	37.0%
Table Total		100.0%	100.0%	100.0%	100.0%

		Q. 8. Supposing that today were Election Day, and you were voting, would you vote for or against a tax on sales transactions of one-quarter of one percent for 10 years that would go to the General Fund of the Town, with the majority of the revenue...			Q. 19. Once again, supposing that today were Election Day, and you were voting, would you vote yes, for the tax, or no, against it?			OPINION DYNAMICS:			Table Total					
		No, against		DK/NA	Yes, for		No, against		Switches to Yes, for it by end of survey		Yes, for it in both ballot simulations (Qs. 8 & 19)		No, against in both ballot simulations (Qs. 8 & 19)		Other	
		Col %	Col %	Col %	Col %	Col %	Col %	Col %	Col %	Col %	Col %	Col %	Col %	Col %	Col %	
Right direction		58.4%	44.3%	57.7%	57.5%	46.0%	46.9%	57.7%	56.5%	47.4%	39.8%	53.7%	39.8%	47.4%	39.8%	
Wrong track		16.6%	30.9%	22.4%	16.8%	32.8%	25.3%	16.9%	16.0%	32.3%	29.0%	21.8%	16.0%	32.3%	29.0%	
Mixed/Both		4.2%	3.8%	4.8%	4.3%	4.4%	.0%	4.2%	4.6%	4.5%	.0%	4.1%	4.2%	4.5%	.0%	
DK/NA		20.8%	21.0%	15.0%	21.4%	16.8%	27.8%	21.2%	22.9%	15.8%	31.2%	20.4%	21.2%	15.8%	31.2%	
Table Total		100.0%	100.0%	100.0%	100.0%	100.0%	100.0%	100.0%	100.0%	100.0%	100.0%	100.0%	100.0%	100.0%	100.0%	

Q. 2. Would you say that Placer County is going in the right direction, or has it gotten off onto the wrong track?	GENDER:		AGE GROUP:				HOUSEHOLD WITH CHILDREN:				Table Total	
	Male	Female	18 to 44	45 to 64	65 and over	DK/NA	Yes	No	DK/NA	Col %	Col %	Col %
	Col %	Col %	Col %	Col %	Col %	Col %	Col %	Col %	Col %	Col %	Col %	Col %
Right direction	54.4%	53.0%	60.0%	53.1%	48.4%	100.0%	62.4%	48.7%	46.3%	46.3%	53.7%	
Wrong track	24.2%	19.4%	16.7%	24.5%	23.1%	.0%	17.3%	24.8%	.0%	21.8%		
Mixed/Both	3.7%	4.6%	6.7%	3.1%	3.3%	.0%	4.9%	3.7%	.0%	4.1%		
DK/NA	17.7%	23.0%	16.7%	19.4%	25.3%	.0%	15.4%	22.9%	53.7%	20.4%		
Table Total	100.0%	100.0%	100.0%	100.0%	100.0%	100.0%	100.0%	100.0%	100.0%	100.0%		

Q. 2. Would you say that Placer County is going in the right direction, or has it gotten off onto the wrong track?	LIBRARY CARD HOLDER:		DISTANCE FROM LIBRARY:			VOTING STATUS:		Table Total
	Yes	No	Less than one-half mile	One-half mile to 1 mile	More than 1 mile	Registered voter	Not registered to vote	Col %
	Col %	Col %	Col %	Col %	Col %	Col %	Col %	Col %
Right direction	48.6%	59.2%	52.6%	57.7%	46.9%	52.1%	59.9%	53.7%
Wrong track	23.9%	19.9%	22.0%	20.2%	27.8%	21.7%	22.0%	21.8%
Mixed/Both	6.5%	1.7%	5.2%	3.6%	5.0%	5.2%	.0%	4.1%
DK/NA	21.1%	19.2%	20.1%	18.5%	20.2%	21.0%	18.0%	20.4%
Table Total	100.0%	100.0%	100.0%	100.0%	100.0%	100.0%	100.0%	100.0%

Q. 2. Would you say that Placer County is going in the right direction, or has it gotten off onto the wrong track?	PARTISAN REGISTRATION:				PAST TURNOUT HISTORY:		PAST TURNOUT HISTORY:		Table Total
	Democrat	Republican	Unaffiliated/other	Not registered	High propensity general election voters	High propensity primary election voters	Col %	Col %	Col %
	Col %	Col %	Col %	Col %	Col %	Col %	Col %	Col %	Col %
Right direction	50.2%	57.2%	41.9%	59.9%	45.2%	42.7%	53.7%		
Wrong track	16.2%	24.2%	23.3%	22.0%	25.5%	31.3%	21.8%		
Mixed/Both	6.2%	1.0%	14.3%	.0%	5.4%	3.8%	4.1%		
DK/NA	27.4%	17.5%	20.5%	18.0%	23.9%	22.2%	20.4%		
Table Total	100.0%	100.0%	100.0%	100.0%	100.0%	100.0%	100.0%		

www.FallionResearch.com

LIBRARY SURVEY  
Town of Loomis, California  
11/16/2015 - 11/22/2015  
N=250, +/- 6.19%  
Adult Town Residents 18 or Older

Q. 3. Would you say that the Town of Loomis is moving in the right direction or has it gotten off onto the wrong track?	Q. 1. Generally speaking, would you say that California is going in the right direction, or has it gotten off onto the wrong track?				Q. 2. Would you say that Placer County is going in the right direction, or has it gotten off onto the wrong track?				Table Total
	Right direction	Wrong track	Mixed/Both	DK/NA	Right direction	Wrong track	Mixed/Both	DK/NA	
	Col %	Col %	Col %	Col %	Col %	Col %	Col %	Col %	
Right direction	83.7%	58.2%	100.0%	48.8%	79.5%	40.7%	56.3%	49.8%	64.0%
Wrong track	10.0%	26.5%	.0%	16.5%	11.5%	41.2%	32.5%	18.7%	20.3%
Mixed/Both	.0%	5.3%	.0%	.0%	1.4%	7.2%	.0%	3.7%	3.1%
DK/NA	6.3%	10.0%	.0%	34.7%	7.6%	11.0%	11.2%	27.8%	12.6%
Table Total	100.0%	100.0%	100.0%	100.0%	100.0%	100.0%	100.0%	100.0%	100.0%

Q. 3. Would you say that the Town of Loomis is moving in the right direction or has it gotten off onto the wrong track?	Q. 8. Supposing that today were Election Day, and you were voting, would you vote for or against a tax on sales transactions of one-quarter of one percent for 10 years that would go to the General Fund of the Town, with the majority of the revenue...				Q. 19. Once again, supposing that today were Election Day, and you were voting, would you vote yes, for the tax, or no, against it?				Table Total	
	Yes, for	No, against	DK/NA	Yes, for	No, against	DK/NA	Yes, for it in both ballot simulations (Qs. 8 & 19)	Switches to Yes, for it by end of survey		No, against it in both ballot simulations (Qs. 8 & 19)
	Col %	Col %	Col %	Col %	Col %	Col %	Col %	Col %		Col %
Right direction	68.7%	55.3%	66.0%	69.0%	54.1%	55.8%	68.2%	74.2%	55.7%	
Wrong track	17.9%	24.9%	19.0%	18.6%	23.4%	25.3%	18.2%	21.2%	22.6%	
Mixed/Both	2.1%	4.4%	4.8%	1.8%	6.4%	.0%	2.1%	.0%	5.1%	
DK/NA	11.3%	15.5%	10.2%	10.6%	16.2%	18.9%	11.5%	4.6%	16.6%	
Table Total	100.0%	100.0%	100.0%	100.0%	100.0%	100.0%	100.0%	100.0%	100.0%	

Q. 3. Would you say that the Town of Loomis is moving in the right direction or has it gotten off onto the wrong track?	GENDER:		AGE GROUP:				HOUSEHOLD WITH CHILDREN:				Table Total
	Male Col %	Female Col %	18 to 44 Col %	45 to 64 Col %	65 and over Col %	DK/NA Col %	Yes Col %	No Col %	DK/NA Col %		
										Col %	
Right direction	61.3%	66.8%	68.3%	60.2%	64.8%	100.0%	67.7%	62.1%	46.3%	64.0%	
Wrong track	21.4%	19.2%	21.7%	22.4%	16.5%	.0%	22.8%	18.3%	53.7%	20.3%	
Mixed/Both	3.8%	2.4%	1.7%	3.1%	4.4%	.0%	1.3%	4.2%	.0%	3.1%	
DK/NA	13.6%	11.6%	8.3%	14.3%	14.3%	.0%	8.2%	15.3%	.0%	12.6%	
Table Total	100.0%	100.0%	100.0%	100.0%	100.0%	100.0%	100.0%	100.0%	100.0%	100.0%	

Q. 3. Would you say that the Town of Loomis is moving in the right direction or has it gotten off onto the wrong track?	LIBRARY CARD HOLDER:				DISTANCE FROM LIBRARY:				VOTING STATUS:				Table Total
	Yes Col %	No Col %	DK/NA Col %	Less than one-half mile Col %	One-half mile to 1 mile Col %	More than 1 mile Col %	Registered voter Col %	Not registered to vote Col %					
									Col %	Col %	Col %	Col %	
Right direction	64.6%	62.9%	100.0%	46.7%	67.8%	67.6%	65.2%	59.6%	64.0%				
Wrong track	23.6%	17.1%	.0%	37.9%	15.4%	21.2%	20.3%	20.2%	20.3%				
Mixed/Both	2.5%	3.7%	.0%	1.9%	3.5%	3.3%	2.8%	4.4%	3.1%				
DK/NA	9.3%	16.3%	.0%	13.5%	13.4%	8.0%	11.8%	15.9%	12.6%				
Table Total	100.0%	100.0%	100.0%	100.0%	100.0%	100.0%	100.0%	100.0%	100.0%				

Q. 3. Would you say that the Town of Loomis is moving in the right direction or has it gotten off onto the wrong track?	PARTISAN REGISTRATION:						PAST TURNOUT HISTORY:		Table Total
	Democrat Col %	Republican Col %	Unaffiliated/other Col %	Not registered Col %	High propensity general election voters Col %	High propensity primary election voters Col %			
							Col %	Col %	
Right direction	62.6%	66.5%	65.5%	59.6%	66.5%	70.3%	64.0%		
Wrong track	18.9%	19.8%	23.9%	20.2%	21.2%	20.0%	20.3%		
Mixed/Both	1.5%	4.5%	.0%	4.4%	2.4%	.0%	3.1%		
DK/NA	17.1%	9.2%	10.6%	15.9%	9.9%	9.7%	12.6%		
Table Total	100.0%	100.0%	100.0%	100.0%	100.0%	100.0%	100.0%		

Q. 4. Generally speaking would you say sales taxes in the area where you live are too high, mostly pretty fair or too low? Table Total	Q. 8. Supposing that today were Election Day, and you were voting, would you vote for or against a tax on sales transactions of one-quarter of one percent for 10 years that would go to the General Fund of the Town, with the majority of the revenue....		Q. 19. Once again, supposing that today were Election Day, and you were voting, would you vote yes, for the tax, or no, against it?		OPINION DYNAMICS:				Table Total
	Yes, for Col %	No, against Col %	Yes, for Col %	No, against Col %	Yes, for it in both ballot simulations (Qs. 8 &19) Col %	Switches to Yes, for it by end of survey Col %	No, against it in both ballot simulations (Qs. 8 &19) Col %	Other Col %	
	Too high	21.9%	43.0%	27.3%	14.7%	21.7%	35.5%	43.2%	
Pretty fair	76.3%	55.7%	67.4%	75.4%	76.5%	59.9%	56.8%	63.9%	68.8%
DK/NA	1.8%	1.3%	5.3%	9.9%	1.8%	4.6%	.0%	8.4%	1.9%
Table Total	100.0%	100.0%	100.0%	100.0%	100.0%	100.0%	100.0%	100.0%	100.0%

Q. 4. Generally speaking would you say sales taxes in the area where you live are too high, mostly pretty fair or too low? Table Total	GENDER:		AGE GROUP:				HOUSEHOLD WITH CHILDREN:				Table Total
	Male Col %	Female Col %	18 to 44 Col %	45 to 64 Col %	65 and over Col %	DK/NA Col %	Yes Col %	No Col %	DK/NA Col %		
	Too high	29.5%	29.2%	25.0%	30.6%	31.9%	.0%	28.1%	30.5%	.0%	
Pretty fair	69.7%	67.9%	73.3%	68.4%	64.8%	100.0%	70.1%	67.6%	100.0%	68.8%	
DK/NA	.8%	2.9%	1.7%	1.0%	3.3%	.0%	1.9%	2.0%	.0%	1.9%	
Table Total	100.0%	100.0%	100.0%	100.0%	100.0%	100.0%	100.0%	100.0%	100.0%	100.0%	

Q. 4. Generally speaking would you say sales taxes in the area where you live are too high, mostly pretty fair or too low?	LIBRARY CARD HOLDER:			DISTANCE FROM LIBRARY:			VOTING STATUS:			Table Total
	Yes	No	DK/NA	Less than one-half mile	One-half mile to 1 mile	More than 1 mile	Registered voter	Not registered to vote		
	Col %	Col %	Col %	Col %	Col %	Col %	Col %	Col %	Col %	
Too high	26.8%	32.5%	.0%	27.8%	32.6%	21.8%	27.2%	37.7%	29.3%	
Pretty fair	71.0%	65.8%	100.0%	70.3%	65.4%	78.2%	70.4%	62.3%	68.8%	
DK/NA	2.1%	1.7%	.0%	1.9%	1.9%	.0%	2.4%	.0%	1.9%	
Table Total	100.0%	100.0%	100.0%	100.0%	100.0%	100.0%	100.0%	100.0%	100.0%	

Q. 4. Generally speaking would you say sales taxes in the area where you live are too high, mostly pretty fair or too low?	PARTISAN REGISTRATION:				PAST TURNOUT HISTORY:			Table Total
	Democrat	Republican	Unaffiliated/other	Not registered	High propensity general election voters	High propensity primary election voters		
	Col %	Col %	Col %	Col %	Col %	Col %	Col %	
Too high	12.4%	39.0%	18.5%	37.7%	26.8%	38.0%	29.3%	
Pretty fair	80.8%	61.0%	79.3%	62.3%	70.4%	62.0%	68.8%	
DK/NA	6.7%	.0%	2.2%	.0%	2.8%	.0%	1.9%	
Table Total	100.0%	100.0%	100.0%	100.0%	100.0%	100.0%	100.0%	

	Q. 8. Supposing that today were Election Day, and you were voting, would you vote for or against a tax on sales transactions of one-quarter of one percent for 10 years that would go to the General Fund of the Town, with the majority of the revenue...		Q. 19. Once again, supposing that today were Election Day, and you were voting, would you vote yes, for the tax, or no, against it?		OPINION DYNAMICS:						Table Total
	Yes, for Col %	No, against Col %	DK/NA Col %		Yes, for in both in simulation (Qs. 8 &19) Col %	Switches to Yes, for it by end of survey Col %	No, against in both in simulation (Qs. 8 &19) Col %	Other Col %	Col %		
Very	12.1%	3.8%	13.6%	.0%	12.3%	8.4%	4.5%	7.6%	9.5%		
Somewhat	31.5%	12.0%	22.1%	10.9%	31.4%	22.5%	11.2%	18.7%	24.2%		
Not very	13.7%	15.7%	14.5%	13.5%	14.0%	18.6%	12.4%	22.8%	14.4%		
Not at all	28.8%	45.6%	35.5%	48.1%	29.4%	41.2%	49.5%	8.4%	34.9%		
Only on special occasions	13.3%	22.9%	9.7%	21.7%	12.4%	9.3%	22.3%	35.3%	16.2%		
DK/NA	.6%	.0%	4.6%	.0%	.6%	.0%	.0%	7.2%	.7%		
Table Total	100.0%	100.0%	100.0%	100.0%	100.0%	100.0%	100.0%	100.0%	100.0%		

	GENDER:		AGE GROUP:				HOUSEHOLD WITH CHILDREN:			Table Total
	Male Col %	Female Col %	18 to 44 Col %	45 to 64 Col %	65 and over Col %	DK/NA Col %	Yes Col %	No Col %	DK/NA Col %	
Very	7.5%	11.4%	11.7%	6.1%	12.1%	.0%	9.4%	9.7%	.0%	9.5%
Somewhat	18.9%	29.5%	25.0%	26.5%	20.9%	.0%	24.8%	23.5%	53.7%	24.2%
Not very	13.5%	15.4%	8.3%	16.3%	17.6%	.0%	13.3%	15.3%	.0%	14.4%
Not at all	39.6%	30.4%	35.0%	36.7%	33.0%	.0%	37.9%	33.7%	.0%	34.9%
Only on special occasions	19.0%	13.4%	20.0%	14.3%	15.4%	.0%	14.6%	17.3%	.0%	16.2%
DK/NA	1.5%	.0%	.0%	.0%	1.1%	100.0%	.0%	.5%	46.3%	.7%
Table Total	100.0%	100.0%	100.0%	100.0%	100.0%	100.0%	100.0%	100.0%	100.0%	100.0%

Q. 5. How often do you personally go to the library in Loomis?	LIBRARY CARD HOLDER:			DISTANCE FROM LIBRARY:			VOTING STATUS:			Table Total
	Yes	No	DK/NA	Less than one-half mile	One-half mile to 1 mile	More than 1 mile	Registered voter	Not registered to vote	Col %	
	Col %	Col %	Col %	Col %	Col %	Col %	Col %	Col %		
Very	16.5%	2.1%	.0%	13.2%	11.5%	2.9%	10.6%	5.1%	9.5%	
Somewhat	40.4%	7.3%	.0%	18.5%	24.5%	26.8%	24.8%	22.1%	24.2%	
Not very	18.6%	10.2%	.0%	19.6%	12.8%	16.3%	15.5%	10.2%	14.4%	
Not at all	11.0%	60.5%	46.2%	37.1%	31.5%	40.1%	34.7%	35.8%	34.9%	
Only on special occasions	13.6%	19.2%	.0%	11.7%	18.5%	13.9%	13.5%	26.8%	16.2%	
DK/NA	.0%	.7%	53.8%	.0%	1.3%	.0%	.9%	.0%	.7%	
Table Total	100.0%	100.0%	100.0%	100.0%	100.0%	100.0%	100.0%	100.0%	100.0%	

Q. 5. How often do you personally go to the library in Loomis?	PARTISAN REGISTRATION:				PAST TURNOUT HISTORY:		PAST TURNOUT HISTORY:		Table Total
	Democrat	Republican	Unaffiliated/other	Not registered	High propensity general election voters	High propensity primary election voters	Col %		
	Col %	Col %	Col %	Col %	Col %	Col %			
Very	10.0%	11.7%	8.5%	5.1%	4.6%	.0%	9.5%		
Somewhat	30.0%	19.3%	31.5%	22.1%	21.3%	33.5%	24.2%		
Not very	16.8%	19.6%	2.9%	10.2%	14.8%	9.1%	14.4%		
Not at all	25.6%	42.4%	28.2%	35.8%	41.6%	36.7%	34.9%		
Only on special occasions	14.4%	7.0%	28.9%	26.8%	17.7%	20.7%	16.2%		
DK/NA	3.2%	.0%	.0%	.0%	.0%	.0%	.7%		
Table Total	100.0%	100.0%	100.0%	100.0%	100.0%	100.0%	100.0%		

www.FailtonResearch.com

LIBRARY SURVEY  
Town of Loomis, California  
11/16/2015 – 11/22/2015  
N=250, +/- 6.19%  
Adult Town Residents 18 or Older

	Q. 8. Supposing that today were Election Day, and you were voting, would you vote for or against a tax on sales transactions of one-quarter of one percent for 10 years that would go to the General Fund of the Town, with the majority of the revenue...		Q. 19. Once again, supposing that today were Election Day, and you were voting, would you vote yes, for the tax, or no, against it?		OPINION DYNAMICS:				Table Total		
	Yes, for Col %	No, against Col %	DK/NA Col %	Yes, for Col %	No, against Col %	Switches to Yes, for it by end of survey Col %	Yes, for it in both ballot simulations (Qs. 8 & 19) Col %	No, against it in both ballot simulations (Qs. 8 & 19) Col %		Other Col %	
Q. 6. How much news and information have you heard, read or seen about the possible closure of the county library branch that is located in Loomis?	A lot	46.0%	35.4%	34.3%	46.3%	32.3%	31.0%	46.2%	31.7%	33.9%	41.5%
	Some	29.1%	40.7%	55.0%	31.5%	42.0%	44.4%	29.6%	41.7%	45.3%	35.2%
	Not much	10.2%	8.0%	.0%	9.0%	9.1%	.0%	10.4%	9.3%	.0%	8.6%
	Nothing	14.6%	16.0%	10.7%	13.2%	16.7%	24.6%	13.7%	17.2%	20.9%	14.7%
Table Total	100.0%	100.0%	100.0%	100.0%	100.0%	100.0%	100.0%	100.0%	100.0%	100.0%	100.0%

	GENDER:		AGE GROUP:				HOUSEHOLD WITH CHILDREN:				Table Total
	Male Col %	Female Col %	18 to 44 Col %	45 to 64 Col %	65 and over Col %	DK/NA Col %	Yes Col %	No Col %	DK/NA Col %		
Q. 6. How much news and information have you heard, read or seen about the possible closure of the county library branch that is located in Loomis?	A lot	28.9%	53.8%	36.7%	40.8%	47.3%	.0%	38.3%	43.2%	53.7%	41.5%
	Some	41.9%	28.6%	28.3%	40.8%	33.0%	100.0%	37.6%	33.5%	46.3%	35.2%
	Not much	11.3%	6.0%	6.7%	8.2%	11.0%	.0%	8.2%	9.0%	.0%	8.6%
	Nothing	17.9%	11.7%	28.3%	10.2%	8.8%	.0%	15.8%	14.3%	.0%	14.7%
Table Total	100.0%	100.0%	100.0%	100.0%	100.0%	100.0%	100.0%	100.0%	100.0%	100.0%	100.0%

Q. 6. How much news and information have you heard, read or seen about the possible closure of the county library branch that is located in Loomis?	LIBRARY CARD HOLDER:			DISTANCE FROM LIBRARY:			VOTING STATUS:		Table Total
	Yes	No	DK/NA	Less than one-half mile	One-half mile to 1 mile	More than 1 mile	Registered voter	Not registered to vote	
	Col %	Col %	Col %	Col %	Col %	Col %	Col %	Col %	
A lot	54.9%	27.1%	46.2%	43.6%	41.8%	40.4%	42.6%	37.3%	41.5%
Some	32.3%	38.0%	53.8%	32.5%	39.9%	25.9%	35.9%	32.3%	35.2%
Not much	5.2%	12.4%	.0%	8.9%	6.1%	13.5%	8.8%	7.8%	8.6%
Nothing	7.7%	22.6%	.0%	15.1%	12.3%	20.1%	12.8%	22.6%	14.7%
Table Total	100.0%	100.0%	100.0%	100.0%	100.0%	100.0%	100.0%	100.0%	100.0%

Q. 6. How much news and information have you heard, read or seen about the possible closure of the county library branch that is located in Loomis?	PARTISAN REGISTRATION:				PAST TURNOUT HISTORY:		Table Total
	Democrat	Republican	Unaffiliated/other	Not registered	High propensity general election voters	High propensity primary election voters	
	Col %	Col %	Col %	Col %	Col %	Col %	
A lot	41.4%	43.5%	41.7%	37.3%	36.5%	32.9%	41.5%
Some	40.0%	34.3%	33.9%	32.3%	35.0%	46.4%	35.2%
Not much	6.2%	9.8%	10.1%	7.8%	8.9%	7.2%	8.6%
Nothing	12.4%	12.4%	14.3%	22.6%	19.6%	13.5%	14.7%
Table Total	100.0%	100.0%	100.0%	100.0%	100.0%	100.0%	100.0%

	Q. 8. Supposing that today were Election Day, and you were voting, would you vote for or against a tax on sales transactions of one-quarter of one percent for 10 years that would go to the General Fund of the Town, with the majority of the revenue...		Q. 19. Once again, supposing that today were Election Day, and you were voting, would you vote yes, for the tax, or no, against it?		OPINION DYNAMICS:						Table Total
	Yes, for Col %	No, against Col %	DK/NA Col %	Yes, for Col %	No, against Col %	DK/NA Col %	Yes, for it in both ballot simulations (Qs. 8 & 19) Col %	Switches to Yes, for it by end of survey Col %	No, against it in both ballot simulations (Qs. 8 & 19) Col %	Other Col %	
Agree	86.6%	51.1%	75.5%	85.5%	45.8%	84.1%	87.0%	76.3%	45.7%	78.9%	74.0%
Disagree	11.9%	41.8%	19.6%	13.1%	44.6%	15.9%	11.5%	23.7%	46.0%	13.5%	22.4%
DK/NA	1.5%	7.1%	4.8%	1.3%	9.6%	.0%	1.5%	.0%	8.4%	7.6%	3.6%
Table Total	100.0%	100.0%	100.0%	100.0%	100.0%	100.0%	100.0%	100.0%	100.0%	100.0%	100.0%

	GENDER:		AGE GROUP:			HOUSEHOLD WITH CHILDREN:			Table Total
	Male Col %	Female Col %	18 to 44 Col %	45 to 64 Col %	65 and over Col %	Yes Col %	No Col %	DK/NA Col %	
Agree	68.4%	79.4%	70.0%	73.5%	79.1%	71.4%	76.5%	.0%	74.0%
Disagree	26.5%	18.3%	28.3%	20.4%	18.7%	27.5%	18.3%	100.0%	22.4%
DK/NA	5.0%	2.3%	1.7%	6.1%	2.2%	1.1%	5.2%	.0%	3.6%
Table Total	100.0%	100.0%	100.0%	100.0%	100.0%	100.0%	100.0%	100.0%	100.0%

Q. 7. Generally speaking, do you agree or disagree that the next closest library, which is in Rocklin, is too far way and will reduce the ability of town residents to use library services when they need them?	LIBRARY CARD HOLDER:			DISTANCE FROM LIBRARY:			VOTING STATUS:		Table Total
	Yes	No	DK/NA	Less than one-half mile	One-half mile to 1 mile	More than 1 mile	Registered voter	Not registered to vote	
	Col %	Col %	Col %	Col %	Col %	Col %	Col %	Col %	
Agree	82.7%	65.0%	46.2%	72.8%	79.6%	59.9%	74.7%	71.1%	74.0%
Disagree	16.5%	28.2%	53.8%	27.2%	16.1%	35.1%	22.3%	22.6%	22.4%
DK/NA	.8%	6.7%	.0%	.0%	4.4%	5.0%	3.0%	6.2%	3.6%
Table Total	100.0%	100.0%	100.0%	100.0%	100.0%	100.0%	100.0%	100.0%	100.0%

Q. 7. Generally speaking, do you agree or disagree that the next closest library, which is in Rocklin, is too far way and will reduce the ability of town residents to use library services when they need them?	PARTISAN REGISTRATION:						PAST TURNOUT HISTORY:		Table Total
	Democrat	Republican	Unaffiliated/other	Not registered	High propensity general election voters	High propensity primary election voters	Col %	Col %	
	Col %	Col %	Col %	Col %	Col %	Col %	Col %	Col %	
Agree	77.1%	75.9%	67.9%	71.1%	62.5%	71.8%	74.0%	74.0%	
Disagree	18.1%	22.0%	29.2%	22.6%	31.3%	21.4%	22.4%	22.4%	
DK/NA	4.7%	2.0%	2.9%	6.2%	6.2%	6.9%	3.6%	3.6%	
Table Total	100.0%	100.0%	100.0%	100.0%	100.0%	100.0%	100.0%	100.0%	

Q. 8. Supposing that today were Election Day, and you were voting, would you vote for or against a tax on sales transactions of one-quarter of one percent for 10 years that would go to the General Fund of the Town, with the majority of the revenue...	Yes, for		No, against		DK/NA		Q. 19. Once again, supposing that today were Election Day, and you were voting, would you vote yes, for the tax, or no, against it?						Table Total	
	Col %	Col %	Col %	Col %	Col %	Col %	Yes, for	No, against	DK/NA	Yes, for it in both ballot simulations (Qs. 8 & 19)	Switches to Yes, for it by end of survey	No, against it in both ballot simulations (Qs. 8 & 19)		Other
Yes, for	100.0%	.0%	.0%	86.5%	.0%	22.0%	100.0%	.0%	100.0%	.0%	.0%	.0%	18.7%	58.5%
No, against	.0%	100.0%	100.0%	5.5%	.0%	25.3%	.0%	97.1%	.0%	40.6%	100.0%	100.0%	21.4%	32.9%
DK/NA	.0%	.0%	100.0%	8.0%	2.9%	52.7%	.0%	2.9%	.0%	59.4%	.0%	.0%	59.9%	8.6%
Table Total	100.0%	100.0%	100.0%	100.0%	100.0%	100.0%	100.0%	100.0%	100.0%	100.0%	100.0%	100.0%	100.0%	100.0%

Q. 8. Supposing that today were Election Day, and you were voting, would you vote for or against a tax on sales transactions of one-quarter of one percent for 10 years that would go to the General Fund of the Town, with the majority of the revenue...	GENDER:		AGE GROUP:				HOUSEHOLD WITH CHILDREN:				Table Total
	Male Col %	Female Col %	18 to 44 Col %	45 to 64 Col %	65 and over Col %	DK/NA Col %	Yes Col %	No Col %	DK/NA Col %	Col %	
Yes, for	47.9%	68.7%	61.7%	52.0%	64.8%	.0%	57.6%	59.8%	.0%	.0%	58.5%
No, against	41.4%	24.6%	28.3%	38.8%	29.7%	.0%	31.8%	33.3%	.0%	53.7%	32.9%
DK/NA	10.6%	6.7%	10.0%	9.2%	5.5%	100.0%	10.6%	6.9%	100.0%	46.3%	8.6%
Table Total	100.0%	100.0%	100.0%	100.0%	100.0%	100.0%	100.0%	100.0%	100.0%	100.0%	100.0%

Q. 8. Supposing that today were Election Day, and you were voting, would you vote for or against a tax on sales transactions of one-quarter of one percent for 10 years that would go to the General Fund of the Town, with the majority of the revenue...	LIBRARY CARD HOLDER:			DISTANCE FROM LIBRARY:			VOTING STATUS:		Table Total
	Yes	No	DK/NA	Less than one-half mile	One-half mile to 1 mile	More than 1 mile	Registered voter	Not registered to vote	
	Col %	Col %	Col %	Col %	Col %	Col %	Col %	Col %	
Yes, for	66.1%	50.4%	46.2%	64.4%	59.3%	53.0%	58.5%	58.2%	58.5%
No, against	25.2%	41.7%	.0%	25.8%	31.6%	41.4%	34.9%	24.9%	32.9%
DK/NA	8.7%	7.9%	53.8%	9.7%	9.1%	5.6%	6.5%	16.9%	8.6%
Table Total	100.0%	100.0%	100.0%	100.0%	100.0%	100.0%	100.0%	100.0%	100.0%

Q. 8. Supposing that today were Election Day, and you were voting, would you vote for or against a tax on sales transactions of one-quarter of one percent for 10 years that would go to the General Fund of the Town, with the majority of the revenue...	PARTISAN REGISTRATION:			PAST TURNOUT HISTORY:			Table Total
	Democrat	Republican	Unaffiliated/other	High propensity general election voters	Not registered	High propensity primary election voters	
	Col %	Col %	Col %	Col %	Col %	Col %	
Yes, for	69.1%	50.6%	63.6%	50.7%	58.2%	63.7%	58.5%
No, against	25.4%	40.8%	33.7%	47.8%	24.9%	36.3%	32.9%
DK/NA	5.5%	8.6%	2.6%	1.5%	16.9%	.0%	8.6%
Table Total	100.0%	100.0%	100.0%	100.0%	100.0%	100.0%	100.0%

www.FallonResearch.com

LIBRARY SURVEY  
Town of Loomis, California  
11/16/2015 - 11/22/2015  
N=250, +/- 6.19%  
Adult Town Residents 18 or Older

Q. 9. What is the biggest reason that you would vote no, against it?	Q. 8. Supposing that today were Election Day, and you were voting, would you vote for or against a tax on sales transactions of one-quarter of one percent for 10 years that would go to the General Fund of the Town, with the majority of the revenue...		Q. 19. Once again, supposing that today were Election Day, and you were voting, would you vote yes, for the tax, or no, against it?		OPINION DYNAMICS:				Table Total		
	Yes, for Col %	No, against Col %	DK/NA Col %	Yes, for Col %	No, against Col %	DK/NA Col %	Yes, for it in both ballot simulations (Qs. 8 & 19) Col %	Switches to Yes, for it by end of survey Col %		No, against it in both ballot simulations (Qs. 8 & 19) Col %	
	Col %	Col %	Col %	Col %	Col %	Col %	Col %	Col %		Col %	
No guarantee the funds will be used on the library/Won't be spent properly	.0%	26.1%	.0%	65.7%	17.9%	100.0%	.0%	65.7%	17.9%	100.0%	26.1%
The library isn't used anymore/Do not use it	.0%	20.8%	.0%	22.9%	21.4%	.0%	.0%	22.9%	21.4%	.0%	20.8%
Taxes are too high/Do not want taxes to increase	.0%	16.4%	.0%	.0%	19.2%	.0%	.0%	.0%	19.2%	.0%	16.4%
The money should come from other sources	.0%	10.3%	.0%	.0%	12.1%	.0%	.0%	.0%	12.1%	.0%	10.3%
The Rocklin library is better	.0%	9.9%	.0%	.0%	11.7%	.0%	.0%	.0%	11.7%	.0%	9.9%
Existing funds should be used/Use money from other parts of budget	.0%	6.6%	.0%	.0%	7.7%	.0%	.0%	.0%	7.7%	.0%	6.6%
Amount is too high/Asking for too much/More than needed	.0%	2.7%	.0%	.0%	3.1%	.0%	.0%	.0%	3.1%	.0%	2.7%
Other	.0%	7.2%	.0%	11.4%	6.9%	.0%	.0%	11.4%	6.9%	.0%	7.2%
Table Total	100.0%	100.0%	100.0%	100.0%	100.0%	100.0%	100.0%	100.0%	100.0%	100.0%	100.0%

Q. 9. What is the biggest reason that you would vote no, against it?	GENDER:		AGE GROUP:				HOUSEHOLD WITH CHILDREN:			Table Total
	Male Col %	Female Col %	18 to 44 Col %	45 to 64 Col %	65 and over Col %	DK/NA Col %	Yes Col %	No Col %	DK/NA Col %	Col %
	27.0%	24.7%	23.5%	21.1%	37.0%	.0%	22.3%	28.9%	.0%	26.1%
The library isn't used anymore/Do not use it	23.8%	15.8%	17.6%	23.7%	18.5%	.0%	26.1%	18.3%	.0%	20.8%
Taxes are too high/Do not want taxes to increase	18.6%	12.8%	.0%	21.1%	22.2%	.0%	3.6%	23.9%	.0%	16.4%
The money should come from other sources	4.3%	20.1%	17.6%	10.5%	3.7%	.0%	19.0%	5.7%	.0%	10.3%
The Rocklin library is better	8.0%	13.1%	11.8%	10.5%	7.4%	.0%	14.0%	7.9%	.0%	9.9%
Existing funds should be used/Use money from other parts of budget	6.3%	7.0%	11.8%	7.9%	.0%	.0%	7.5%	6.2%	.0%	6.6%
Amount is too high/Asking for too much/More than needed	4.3%	.0%	5.9%	2.6%	.0%	.0%	3.6%	.0%	100.0%	2.7%
Other	7.6%	6.4%	11.8%	2.6%	11.1%	.0%	3.9%	9.2%	.0%	7.2%
Table Total	100.0%	100.0%	100.0%	100.0%	100.0%	100.0%	100.0%	100.0%	100.0%	100.0%

Q. 9. What is the biggest reason that you would vote no, against it?	LIBRARY CARD HOLDER:			DISTANCE FROM LIBRARY:				VOTING STATUS:		Table Total
	Yes	No	DK/NA	Less than one-half mile	One-half mile to 1 mile	More than 1 mile	Registered voter	Not registered to vote		
	Col %	Col %	Col %	Col %	Col %	Col %	Col %	Col %		
No guarantee the funds will be used on the library/Won't be spent properly	39.0%	17.7%	.0%	7.5%	25.2%	29.9%	24.9%	32.8%	26.1%	
The library isn't used anymore/Do not use it	6.8%	29.9%	.0%	46.2%	8.5%	33.4%	21.8%	15.2%	20.8%	
Taxes are too high/Do not want taxes to increase	12.9%	18.6%	.0%	18.4%	21.7%	7.1%	16.3%	16.7%	16.4%	
The money should come from other sources	10.7%	10.1%	.0%	10.2%	14.5%	3.5%	9.2%	16.7%	10.3%	
The Rocklin library is better	10.0%	9.9%	.0%	.0%	11.1%	13.4%	10.1%	9.2%	9.9%	
Existing funds should be used/Use money from other parts of budget	3.6%	8.6%	.0%	.0%	9.6%	4.8%	7.8%	.0%	6.6%	
Amount is too high/Asking for too much/More than needed	6.8%	.0%	.0%	10.2%	.0%	4.3%	1.5%	9.2%	2.7%	
Other	10.3%	5.1%	.0%	7.5%	9.4%	3.5%	8.5%	.0%	7.2%	
Table Total	100.0%	100.0%	100.0%	100.0%	100.0%	100.0%	100.0%	100.0%	100.0%	

Q. 9. What is the biggest reason that you would vote no, against it?	PARTISAN REGISTRATION:						Table Total			
	Democrat		Republican		Unaffiliated/other			Not registered	PAST TURNOUT HISTORY: High propensity general election voters Col %	PAST TURNOUT HISTORY: High propensity primary election voters Col %
	Col %	Col %	Col %	Col %	Col %	Col %				
No guarantee the funds will be used on the library/Won't be spent properly	25.2%	24.1%	27.0%	32.8%	15.6%	18.9%	26.1%			
The library isn't used anymore/Do not use it	17.4%	17.7%	39.3%	15.2%	11.0%	9.5%	20.8%			
Taxes are too high/Do not want taxes to increase	11.6%	23.2%	.0%	16.7%	10.2%	25.0%	16.4%			
The money should come from other sources	12.9%	8.0%	8.6%	16.7%	14.1%	10.5%	10.3%			
The Rocklin library is better	18.7%	7.8%	7.8%	9.2%	18.9%	.0%	9.9%			
Existing funds should be used/Use money from other parts of budget	7.1%	7.8%	8.6%	.0%	11.5%	28.4%	6.6%			
Amount is too high/Asking for too much/More than needed	.0%	2.5%	.0%	9.2%	2.8%	.0%	2.7%			
Other	7.1%	8.9%	8.6%	.0%	15.9%	7.8%	7.2%			
Table Total	100.0%	100.0%	100.0%	100.0%	100.0%	100.0%	100.0%			

www.FallontResearch.com

LIBRARY SURVEY  
Town of Loomis, California  
11/16/2015 – 11/22/2015  
N=250, +/- 6.19%  
Adult Town Residents 18 or Older

Q. 10. If you learned that groceries and medicine would be exempt from the tax, would you be more or less likely to favor that form of funding for the library or would it make no difference in your view?	Q. 8. Supposing that today were Election Day, and you were voting, would you vote for or against a tax on sales transactions of one-quarter of one percent for 10 years that would go to the General Fund of the Town, with the majority of the revenue...				Q. 19. Once again, supposing that today were Election Day, and you were voting, would you vote yes, for the tax, or no, against it?				OPINION DYNAMICS:				Table Total		
	Yes, for		No, against		Yes, for		No, against		Yes, for it in both simulations (Qs. 8 & 19)		Switches to Yes, for it by end of survey			No, against it in both simulations (Qs. 8 & 19)	
	Col %	Col %	Col %	Col %	Col %	Col %	Col %	Col %	Col %	Col %	Col %	Col %		Col %	Col %
More likely	40.2%	23.4%	24.8%	18.1%	41.3%	14.7%	39.7%	51.3%	18.6%	12.5%	33.3%				
Less likely	1.3%	2.3%	4.0%	2.6%	1.7%	.0%	1.3%	3.8%	2.7%	.0%	1.9%				
No difference	57.2%	72.0%	61.8%	78.1%	55.3%	67.8%	57.6%	40.2%	77.5%	72.7%	62.4%				
DK/NA	1.4%	2.3%	9.4%	1.2%	1.8%	17.5%	1.4%	4.6%	1.2%	14.8%	2.4%				
Table Total	100.0%	100.0%	100.0%	100.0%	100.0%	100.0%	100.0%	100.0%	100.0%	100.0%	100.0%				

Q. 10. If you learned that groceries and medicine would be exempt from the tax, would you be more or less likely to favor that form of funding for the library or would it make no difference in your view?	GENDER:				AGE GROUP:				HOUSEHOLD WITH CHILDREN:				Table Total		
	Male		Female		18 to 44		45 to 64		65 and over		Yes			No	
	Col %	Col %	Col %	Col %	Col %	Col %	Col %	Col %	Col %	Col %	Col %	Col %		Col %	
More likely	27.3%	39.2%	38.3%	25.5%	39.6%	.0%	36.7%	31.1%	53.7%	33.3%					
Less likely	1.5%	2.2%	.0%	2.0%	3.3%	.0%	.0%	3.0%	.0%	1.9%					
No difference	67.9%	57.2%	60.0%	70.4%	54.9%	.0%	62.1%	63.5%	.0%	62.4%					
DK/NA	3.3%	1.5%	1.7%	2.0%	2.2%	100.0%	1.3%	2.4%	46.3%	2.4%					
Table Total	100.0%	100.0%	100.0%	100.0%	100.0%	100.0%	100.0%	100.0%	100.0%	100.0%					

	LIBRARY CARD HOLDER:			DISTANCE FROM LIBRARY:			VOTING STATUS:		Table Total
	Yes	No	DK/NA	Less than one-half mile	One-half mile to 1 mile	More than 1 mile	Registered voter	Not registered to vote	
	Col %	Col %	Col %	Col %	Col %	Col %	Col %	Col %	
Q. 10. If you learned that groceries and medicine would be exempt from the tax, would you be more or less likely to favor that form of funding for the library or would it make no difference in your view?	36.9%	29.2%	46.2%	28.0%	35.7%	31.2%	33.2%	33.9%	33.3%
More likely	1.3%	2.5%	.0%	3.9%	2.1%	.0%	1.9%	1.7%	1.9%
Less likely	60.0%	66.0%	.0%	65.7%	59.3%	67.3%	63.4%	58.5%	62.4%
No difference	1.7%	2.3%	53.8%	2.4%	2.9%	1.5%	1.5%	5.9%	2.4%
DK/NA	100.0%	100.0%	100.0%	100.0%	100.0%	100.0%	100.0%	100.0%	100.0%
Table Total									

	PARTISAN REGISTRATION:				PAST TURNOUT HISTORY:		PAST TURNOUT HISTORY:		Table Total
	Democrat	Republican	Unaffiliated/other	Not registered	High propensity general election voters	High propensity primary election voters	Col %	Col %	
	Col %	Col %	Col %	Col %	Col %	Col %	Col %	Col %	
Q. 10. If you learned that groceries and medicine would be exempt from the tax, would you be more or less likely to favor that form of funding for the library or would it make no difference in your view?	22.6%	34.5%	45.3%	33.9%	28.4%	24.5%	33.3%	33.3%	
More likely	1.8%	2.7%	.0%	1.7%	3.8%	6.9%	1.9%	1.9%	
Less likely	73.9%	62.0%	51.8%	58.5%	65.2%	62.0%	62.4%	62.4%	
No difference	1.7%	.8%	2.9%	5.9%	2.6%	6.6%	2.4%	2.4%	
DK/NA	100.0%	100.0%	100.0%	100.0%	100.0%	100.0%	100.0%	100.0%	
Table Total									

Q. 11. If you learned that, by law, funds from it could only be used to support the operation of the library and could not be spent in any other way, would you be more or less likely to favor that form of funding for the library or would it make...	Q. 8. Supposing that today were Election Day, and you were voting, would you vote for or against a tax on sales transactions of one-quarter of one percent for 10 years that would go to the General Fund of the Town, with the majority of the revenue...				Q. 19. Once again, supposing that today were Election Day, and you were voting, would you vote yes, for the tax, or no, against it?				OPINION DYNAMICS:				Table Total
	Yes, for Col %	No, against Col %	DK/NA Col %	Yes, for Col %	No, against Col %	DK/NA Col %	Yes, for it in both ballot simulations (Qs. 8 & 19) Col %	Switches to Yes, for it by end of survey Col %	No, against it in both ballot simulations (Qs. 8 & 19) Col %	Other Col %	Col %	Col %	
More likely	78.7%	33.2%	49.5%	77.0%	24.0%	67.8%	79.0%	64.4%	24.7%	57.5%	61.2%	61.2%	
Less likely	.6%	8.0%	8.8%	2.3%	7.6%	.0%	.6%	13.1%	7.8%	.0%	3.7%	3.7%	
No difference	18.9%	55.1%	41.7%	19.2%	64.2%	32.2%	18.7%	22.5%	63.1%	42.5%	32.8%	32.8%	
DK/NA	1.8%	3.7%	.0%	1.5%	4.2%	.0%	1.8%	.0%	4.3%	.0%	2.2%	2.2%	
Table Total	100.0%	100.0%	100.0%	100.0%	100.0%	100.0%	100.0%	100.0%	100.0%	100.0%	100.0%	100.0%	

Q. 11. If you learned that, by law, funds from it could only be used to support the operation of the library and could not be spent in any other way, would you be more or less likely to favor that form of funding for the library or would it make...	GENDER:				AGE GROUP:				HOUSEHOLD WITH CHILDREN:				Table Total	
	Male Col %	Female Col %	18 to 44 Col %	45 to 64 Col %	65 and over Col %	DK/NA Col %	Yes Col %	No Col %	DK/NA Col %	Yes Col %	No Col %	DK/NA Col %		Col %
More likely	55.0%	67.3%	63.3%	60.2%	61.5%	.0%	61.5%	61.2%	53.7%	61.2%	61.2%	61.2%		
Less likely	2.9%	4.5%	.0%	4.1%	6.6%	.0%	1.1%	5.3%	.0%	3.7%	3.7%	3.7%		
No difference	40.3%	25.5%	35.0%	34.7%	27.5%	100.0%	36.1%	30.7%	46.3%	32.8%	32.8%	32.8%		
DK/NA	1.8%	2.7%	1.7%	1.0%	4.4%	.0%	1.3%	2.9%	.0%	2.2%	2.2%	2.2%		
Table Total	100.0%	100.0%	100.0%	100.0%	100.0%	100.0%	100.0%	100.0%	100.0%	100.0%	100.0%	100.0%		

	LIBRARY CARD HOLDER:			DISTANCE FROM LIBRARY:			VOTING STATUS:		Table Total
	Yes	No	DK/NA	Less than one-half mile	One-half mile to 1 mile	More than 1 mile	Registered voter	Not registered to vote	
	Col %	Col %	Col %	Col %	Col %	Col %	Col %	Col %	
Q. 11. If you learned that, by law, funds from it could only be used to support the operation of the library and could not be spent in any other way, would you be more or less likely to favor that form of funding for the library or would it make...	71.3%	50.7%	46.2%	69.7%	60.4%	56.6%	61.3%	61.0%	61.2%
More likely	3.1%	4.4%	.0%	.0%	4.6%	4.7%	3.7%	3.8%	3.7%
Less likely	22.7%	43.3%	53.8%	28.4%	33.6%	34.0%	32.2%	35.2%	32.8%
No difference	2.9%	1.6%	.0%	1.9%	1.4%	4.7%	2.8%	.0%	2.2%
DK/NA	100.0%	100.0%	100.0%	100.0%	100.0%	100.0%	100.0%	100.0%	100.0%
Table Total									

	PARTISAN REGISTRATION:				PAST TURNOUT HISTORY:		Table Total
	Democrat	Republican	Unaffiliated/other	Not registered	High propensity general election voters	High propensity primary election voters	
	Col %	Col %	Col %	Col %	Col %	Col %	
Q. 11. If you learned that, by law, funds from it could only be used to support the operation of the library and could not be spent in any other way, would you be more or less likely to favor that form of funding for the library or would it make...	68.0%	56.1%	65.0%	61.0%	54.2%	63.3%	61.2%
More likely	6.2%	2.9%	2.2%	3.8%	5.1%	.0%	3.7%
Less likely	22.9%	37.3%	32.8%	35.2%	38.5%	36.7%	32.8%
No difference	2.9%	3.8%	.0%	.0%	2.2%	.0%	2.2%
DK/NA	100.0%	100.0%	100.0%	100.0%	100.0%	100.0%	100.0%
Table Total							

	Q. 8. Supposing that today were Election Day, and you were voting, would you vote for or against a tax on sales transactions of one-quarter of one percent for 10 years that would go to the General Fund of the Town, with the majority of the revenue...		Q. 19. Once again, supposing that today were Election Day, and you were voting, would you vote yes, for the tax, or no, against it?		OPINION DYNAMICS:						Table Total
	Yes, for		No, against		Yes, for it in both ballot simulations (Qs. 8 & 19)		Switches to Yes, for it by end of survey		No, against it in both ballot simulations (Qs. 8 & 19)		
	Col %	Col %	Col %	Col %	Col %	Col %	Col %	Col %	Col %	Col %	
More likely	47.7%	19.4%	57.6%	16.5%	26.2%	48.5%	59.9%	16.9%	22.2%	39.2%	
Less likely	7.1%	20.3%	9.7%	19.3%	32.6%	6.7%	8.4%	18.4%	35.3%	11.7%	
No difference	38.8%	57.7%	24.0%	36.2%	32.2%	38.3%	23.2%	64.6%	27.3%	43.7%	
DK/NA	6.4%	2.5%	8.8%	6.8%	9.0%	6.5%	8.4%	.0%	15.2%	5.4%	
Table Total	100.0%	100.0%	100.0%	100.0%	100.0%	100.0%	100.0%	100.0%	100.0%	100.0%	

	GENDER:		AGE GROUP:				HOUSEHOLD WITH CHILDREN:				Table Total		
	Male		18 to 44		45 to 64		65 and over		Yes			No	
	Col %	Col %	Col %	Col %	Col %	Col %	Col %	Col %	Col %	Col %		Col %	
More likely	35.3%	43.0%	46.7%	32.7%	41.8%	.0%	45.8%	35.9%	.0%	39.2%			
Less likely	14.7%	8.8%	6.7%	13.3%	14.3%	.0%	11.6%	11.9%	.0%	11.7%			
No difference	45.8%	41.7%	45.0%	48.0%	36.3%	100.0%	41.3%	44.4%	100.0%	43.7%			
DK/NA	4.2%	6.5%	1.7%	6.1%	7.7%	.0%	1.3%	7.8%	.0%	5.4%			
Table Total	100.0%	100.0%	100.0%	100.0%	100.0%	100.0%	100.0%	100.0%	100.0%	100.0%			

	LIBRARY CARD HOLDER:			DISTANCE FROM LIBRARY:			VOTING STATUS:		Table Total	
	Yes	No	DK/NA	Less than one-half mile	One-half mile to 1 mile	More than 1 mile	Registered voter	Not registered to vote		
	Col %	Col %	Col %	Col %	Col %	Col %	Col %	Col %		
Q. 12. If you learned that, the Town Council would appoint a five member committee of citizens to oversee the spending of funds and an independent auditor to review the use of the funds on an annual basis, would you be more or less likely to favor that...	More likely	47.0%	31.5%	0%	37.3%	40.9%	33.1%	40.1%	35.7%	39.2%
	Less likely	10.1%	12.9%	46.2%	10.2%	11.2%	13.5%	10.1%	18.0%	11.7%
	No difference	36.1%	51.7%	53.8%	46.2%	41.1%	51.6%	43.6%	44.1%	43.7%
	DK/NA	6.8%	3.9%	0%	6.3%	6.8%	1.8%	6.2%	2.1%	5.4%
Table Total		100.0%	100.0%	100.0%	100.0%	100.0%	100.0%	100.0%	100.0%	100.0%

	PARTISAN REGISTRATION:						PAST TURNOUT HISTORY:		Table Total
	Democrat	Republican	Unaffiliated/other	Not registered	High propensity general election voters	High propensity primary election voters			
	Col %	Col %	Col %	Col %	Col %	Col %	Col %	Col %	
Q. 12. If you learned that, the Town Council would appoint a five member committee of citizens to oversee the spending of funds and an independent auditor to review the use of the funds on an annual basis, would you be more or less likely to favor that...	More likely	42.3%	38.9%	40.0%	35.7%	33.2%	44.9%	39.2%	
	Less likely	11.6%	7.5%	14.7%	18.0%	16.1%	13.1%	11.7%	
	No difference	41.4%	46.1%	40.5%	44.1%	48.5%	39.1%	43.7%	
	DK/NA	4.7%	7.5%	4.8%	2.1%	2.2%	2.8%	5.4%	
Table Total		100.0%	100.0%	100.0%	100.0%	100.0%	100.0%	100.0%	

Q. 13. Expand the operating hours, so the library is open more days and later in the evenings?	Q. 8. Supposing that today were Election Day, and you were voting, would you vote for or against a tax on sales transactions of one-quarter of one percent for 10 years that would go to the General Fund of the Town, with the majority of the revenue...				Q. 19. Once again, supposing that today were Election Day, and you were voting, would you vote yes, for the tax, or no, against it?				OPINION DYNAMICS:				Table Total		
	Yes, for		No, against		DK/NA		Yes, for it in both ballot simulations (Qs. 8 & 19)		Switches to Yes, for it by end of survey		No, against it in both ballot simulations (Qs. 8 & 19)			Other	
	Col %	Col %	Col %	Col %	Col %	Col %	Col %	Col %	Col %	Col %	Col %	Col %		Col %	Col %
High	46.3%	26.0%	44.7%	45.4%	25.6%	41.6%	46.5%	38.2%	24.8%	42.9%	39.5%				
Medium	35.1%	23.1%	19.0%	34.0%	22.3%	14.7%	34.5%	30.9%	21.5%	20.1%	29.7%				
Low (or not a priority)	17.5%	47.5%	27.0%	19.0%	48.3%	33.8%	17.8%	27.0%	49.7%	28.7%	28.2%				
DK/NA	1.2%	3.3%	9.3%	1.5%	3.8%	9.9%	1.2%	3.8%	3.9%	8.4%	2.6%				
Table Total	100.0%	100.0%	100.0%	100.0%	100.0%	100.0%	100.0%	100.0%	100.0%	100.0%	100.0%				

Q. 13. Expand the operating hours, so the library is open more days and later in the evenings?	GENDER:				AGE GROUP:				HOUSEHOLD WITH CHILDREN:				Table Total		
	Male		Female		18 to 44		45 to 64		65 and over		Yes			DK/NA	
	Col %	Col %	Col %	Col %	Col %	Col %	Col %	Col %	Col %	Col %	Col %	Col %		Col %	
High	31.4%	47.4%	36.7%	36.7%	36.7%	46.2%	36.7%	46.2%	46.2%	42.3%	38.4%	39.5%			
Medium	28.7%	30.7%	33.3%	32.7%	32.7%	23.1%	32.7%	23.1%	23.1%	28.5%	30.9%	29.7%			
Low (or not a priority)	37.1%	19.5%	28.3%	29.6%	29.6%	25.3%	29.6%	25.3%	25.3%	27.4%	27.7%	28.2%			
DK/NA	2.8%	2.4%	1.7%	1.0%	1.0%	5.5%	1.0%	5.5%	5.5%	1.9%	3.0%	2.6%			
Table Total	100.0%	100.0%	100.0%	100.0%	100.0%	100.0%	100.0%	100.0%	100.0%	100.0%	100.0%	100.0%			

	LIBRARY CARD HOLDER:		DISTANCE FROM LIBRARY:		VOTING STATUS:		Table Total
	Yes	No	Less than one-half mile	One-half mile to 1 mile	Registered voter	Not registered to vote	
	Col %	Col %	Col %	Col %	Col %	Col %	
Q. 13. Expand the operating hours, so the library is open more days and later in the evenings?	42.8%	35.8%	41.7%	40.8%	37.3%	48.1%	39.5%
High	31.5%	28.3%	26.8%	32.9%	30.4%	27.2%	29.7%
Medium	24.3%	31.9%	29.6%	23.7%	29.5%	23.0%	28.2%
Low (or not a priority)	1.3%	4.0%	1.9%	2.6%	2.8%	1.7%	2.6%
DK/NA	100.0%	100.0%	100.0%	100.0%	100.0%	100.0%	100.0%
Table Total							

	PARTISAN REGISTRATION:			PAST TURNOUT HISTORY:		PAST TURNOUT HISTORY:		Table Total
	Democrat	Republican	Unaffiliated/other	High propensity general election voters	High propensity primary election voters	High propensity primary election voters		
	Col %	Col %	Col %	Col %	Col %	Col %		
Q. 13. Expand the operating hours, so the library is open more days and later in the evenings?	38.9%	40.7%	26.3%	48.1%	44.9%	39.5%	39.5%	
High	39.0%	21.6%	40.5%	27.2%	30.3%	29.7%	29.7%	
Medium	20.1%	34.2%	31.0%	23.0%	19.1%	28.2%	28.2%	
Low (or not a priority)	2.0%	3.5%	2.2%	1.7%	5.6%	2.6%	2.6%	
DK/NA	100.0%	100.0%	100.0%	100.0%	100.0%	100.0%	100.0%	
Table Total								

Q. 14. Ensure there is adequate staffing to help students, senior citizens and others who rely on the services that the library provides?	Q. 8. Supposing that today were Election Day, and you were voting, would you vote for or against a tax on sales transactions of one-quarter of one percent for 10 years that would go to the General Fund of the Town, with the majority of the revenue...		Q. 19. Once again, supposing that today were Election Day, and you were voting, would you vote yes, for the tax, or no, against it?		OPINION DYNAMICS:						Table Total		
	Yes, for Col %	No, against Col %	DK/NA Col %	Yes, for Col %	No, against Col %	DK/NA Col %	Yes, for it in both ballot simulations (Qs. 8 & 19)		Switches to Yes, for it by end of survey			No, against it in both ballot simulations (Qs. 8 & 19)	
							Col %	Col %	Col %	Col %		Col %	Col %
High	73.1%	36.9%	68.5%	74.0%	30.8%	57.9%	73.2%	79.3%	30.2%	56.7%	60.8%		
Medium	24.5%	37.7%	17.4%	23.8%	40.2%	15.9%	24.3%	20.7%	39.9%	21.1%	28.2%		
Low (or not a priority)	1.9%	22.1%	8.8%	1.7%	25.2%	16.3%	1.9%	.0%	25.9%	13.8%	9.1%		
DK/NA	.6%	3.3%	5.3%	.5%	3.8%	9.9%	.6%	.0%	3.9%	8.4%	1.9%		
Table Total	100.0%	100.0%	100.0%	100.0%	100.0%	100.0%	100.0%	100.0%	100.0%	100.0%	100.0%		

Q. 14. Ensure there is adequate staffing to help students, senior citizens and others who rely on the services that the library provides?	GENDER:		AGE GROUP:				HOUSEHOLD WITH CHILDREN:				Table Total
	Male Col %	Female Col %	18 to 44 Col %	45 to 64 Col %	65 and over Col %	DK/NA Col %	Yes Col %	No Col %	DK/NA Col %		
										Col %	
High	50.8%	70.4%	58.3%	63.3%	60.4%	.0%	58.8%	62.8%	.0%	60.8%	
Medium	33.0%	23.5%	31.7%	26.5%	26.4%	100.0%	31.8%	25.8%	46.3%	28.2%	
Low (or not a priority)	14.6%	3.8%	8.3%	9.2%	9.9%	.0%	9.4%	8.4%	53.7%	9.1%	
DK/NA	1.5%	2.3%	1.7%	1.0%	3.3%	.0%	.0%	3.0%	.0%	1.9%	
Table Total	100.0%	100.0%	100.0%	100.0%	100.0%	100.0%	100.0%	100.0%	100.0%	100.0%	

Q. 14. Ensure there is adequate staffing to help students, senior citizens and others who rely on the services that the library provides?	LIBRARY CARD HOLDER:			DISTANCE FROM LIBRARY:			VOTING STATUS:			Table Total
	Yes	No	DK/NA	Less than one-half mile	One-half mile to 1 mile	More than 1 mile	Registered voter	Not registered to vote		
	Col %	Col %	Col %	Col %	Col %	Col %	Col %	Col %	Col %	
High	71.1%	49.9%	46.2%	55.0%	64.0%	58.4%	59.2%	67.1%	60.8%	
Medium	21.1%	35.5%	53.8%	25.6%	28.1%	30.1%	29.6%	22.4%	28.2%	
Low (or not a priority)	5.7%	12.9%	.0%	16.9%	6.7%	10.1%	8.8%	10.5%	9.1%	
DK/NA	2.1%	1.7%	.0%	2.4%	1.2%	1.5%	2.4%	.0%	1.9%	
Table Total	100.0%	100.0%	100.0%	100.0%	100.0%	100.0%	100.0%	100.0%	100.0%	

Q. 14. Ensure there is adequate staffing to help students, senior citizens and others who rely on the services that the library provides?	PARTISAN REGISTRATION:						PAST TURNOUT HISTORY:			Table Total
	Democrat	Republican	Unaffiliated/other	Not registered	High propensity general election voters	High propensity primary election voters				
	Col %	Col %	Col %	Col %	Col %	Col %	Col %	Col %	Col %	
High	69.9%	56.8%	49.6%	67.1%	59.8%	63.6%	60.8%			
Medium	25.2%	25.8%	46.1%	22.4%	29.9%	26.4%	28.2%			
Low (or not a priority)	1.5%	15.5%	2.2%	10.5%	6.6%	7.2%	9.1%			
DK/NA	3.5%	1.9%	2.2%	.0%	3.7%	2.8%	1.9%			
Table Total	100.0%	100.0%	100.0%	100.0%	100.0%	100.0%	100.0%			

	Q. 8. Supposing that today were Election Day, and you were voting, would you vote for or against a tax on sales transactions of one-quarter of one percent for 10 years that would go to the General Fund of the Town, with the majority of the revenue...		Q. 19. Once again, supposing that today were Election Day, and you were voting, would you vote yes, for the tax, or no, against it?		OPINION DYNAMICS:						Table Total
	Yes, for Col %	No, against Col %	DK/NA Col %	Yes, for Col %	No, against Col %	DK/NA Col %	Yes, for it in both ballot simulations (Qs. 8 & 19) Col %	Switches to Yes, for simulation by end of survey Col %	No, against it in both ballot simulations (Qs. 8 & 19) Col %	Other Col %	
High	39.8%	9.1%	35.9%	39.6%	9.0%	9.9%	40.5%	33.6%	7.8%	16.0%	29.3%
Medium	42.8%	28.8%	42.6%	43.4%	25.5%	42.8%	43.0%	45.7%	26.3%	36.3%	38.2%
Low (or not a priority)	14.8%	53.6%	12.8%	14.7%	55.8%	32.6%	14.5%	16.0%	57.4%	27.7%	27.4%
DK/NA	2.5%	8.5%	8.8%	2.3%	9.7%	14.7%	2.0%	4.6%	8.5%	20.1%	5.1%
Table Total	100.0%	100.0%	100.0%	100.0%	100.0%	100.0%	100.0%	100.0%	100.0%	100.0%	100.0%

	GENDER:		AGE GROUP:				HOUSEHOLD WITH CHILDREN:				Table Total
	Male Col %	Female Col %	18 to 44 Col %	45 to 64 Col %	65 and over Col %	DK/NA Col %	Yes Col %	No Col %	DK/NA Col %		
High	24.7%	33.8%	38.3%	22.4%	30.8%	.0%	32.4%	27.9%	.0%	29.3%	
Medium	38.6%	37.8%	35.0%	42.9%	34.1%	100.0%	40.1%	36.9%	46.3%	38.2%	
Low (or not a priority)	31.1%	23.8%	23.3%	29.6%	28.6%	.0%	23.8%	29.2%	53.7%	27.4%	
DK/NA	5.6%	4.6%	3.3%	5.1%	6.6%	.0%	3.6%	6.0%	.0%	5.1%	
Table Total	100.0%	100.0%	100.0%	100.0%	100.0%	100.0%	100.0%	100.0%	100.0%	100.0%	

	LIBRARY CARD HOLDER:		DISTANCE FROM LIBRARY:			VOTING STATUS:			Table Total
	Yes Col %	No Col %	Less than one-half mile Col %	One-half mile to 1 mile Col %	More than 1 mile Col %	Registered voter Col %	Not registered to vote Col %		
High	31.9%	27.1%	.0%	30.5%	28.1%	27.6%	36.3%	29.3%	
Medium	40.5%	34.8%	100.0%	38.5%	34.4%	37.6%	40.7%	38.2%	
Low (or not a priority)	24.5%	31.0%	.0%	24.9%	36.1%	29.6%	18.8%	27.4%	
DK/NA	3.2%	7.1%	.0%	6.2%	1.5%	5.3%	4.2%	5.1%	
Table Total	100.0%	100.0%	100.0%	100.0%	100.0%	100.0%	100.0%	100.0%	

LIBRARY SURVEY  
Town of Loomis, California  
11/16/2015 – 11/22/2015  
N=250, +/- 6.19%  
Adult Town Residents 18 or Older

www.FallonResearch.com

	PARTISAN REGISTRATION:				PAST TURNOUT HISTORY:	PAST TURNOUT HISTORY:	Table Total
	Democrat	Republican	Unaffiliated/other	Not registered			
	Col %	Col %	Col %	Col %			
Q. 15. Continue to offer enrichment programs and seminars on special topics?	High	34.7%	18.3%	41.1%	36.3%	27.0%	29.3%
	Medium	39.0%	38.8%	32.3%	40.7%	34.2%	38.2%
	Low (or not a priority)	24.7%	34.3%	24.5%	18.8%	32.4%	27.4%
	DK/NA	1.5%	8.6%	2.2%	4.2%	6.4%	5.1%
Table Total		100.0%	100.0%	100.0%	100.0%	100.0%	100.0%

	Q. 8. Supposing that today were Election Day, and you were voting, would you vote for or against a tax on sales transactions of one-quarter of one percent for 10 years that would go to the General Fund of the Town, with the majority of the revenue...	Q. 19. Once again, supposing that today were Election Day, and you were voting, would you vote yes, for the tax, or no, against it?				OPINION DYNAMICS:				Table Total		
		Yes, for Col %	No, against Col %	DK/NA Col %	Yes, for Col %	No, against Col %	DK/NA Col %	Yes, for it in both ballot simulations (Qs. 8 & 19) Col %	Switches to Yes, for it by end of survey Col %		No, against it in both ballot simulations (Qs. 8 & 19) Col %	
												Col %
Q. 16. Be able to offer Internet access for people who cannot get it at home or afford the service?	High	64.3%	45.4%	55.4%	66.3%	37.8%	49.9%	64.9%	75.5%	37.5%	49.9%	57.3%
	Medium	30.7%	21.5%	17.6%	27.5%	24.5%	25.3%	30.6%	7.6%	25.2%	21.4%	26.5%
	Low (or not a priority)	4.4%	28.5%	27.0%	5.7%	32.5%	24.9%	3.9%	16.9%	31.9%	28.7%	14.3%
	DK/NA	.6%	4.6%	.0%	.5%	5.2%	.0%	.6%	.0%	5.4%	.0%	1.9%
Table Total		100.0%	100.0%	100.0%	100.0%	100.0%	100.0%	100.0%	100.0%	100.0%	100.0%	100.0%

Q. 16. Be able to offer Internet access for people who cannot get it at home or afford the service?	GENDER:		AGE GROUP:				HOUSEHOLD WITH CHILDREN:		Table Total	
	Male	Female	18 to 44	45 to 64	65 and over	DK/NA	Yes	No		
	Col %	Col %	Col %	Col %	Col %	Col %	Col %	Col %		
High	51.1%	63.3%	66.7%	59.2%	47.3%	.0%	60.0%	56.5%	.0%	57.3%
Medium	24.8%	28.2%	26.7%	23.5%	30.8%	.0%	29.4%	24.5%	53.7%	26.5%
Low (or not a priority)	21.0%	7.8%	6.7%	15.3%	18.7%	100.0%	9.4%	16.7%	46.3%	14.3%
DK/NA	3.1%	.7%	.0%	2.0%	3.3%	.0%	1.1%	2.3%	.0%	1.9%
Table Total	100.0%	100.0%	100.0%	100.0%	100.0%	100.0%	100.0%	100.0%	100.0%	100.0%

Q. 16. Be able to offer Internet access for people who cannot get it at home or afford the service?	LIBRARY CARD HOLDER:		DISTANCE FROM LIBRARY:			VOTING STATUS:		Table Total	
	Yes	No	DK/NA	Less than one-half mile	One-half mile to 1 mile	More than 1 mile	Registered voter		Not registered to vote
	Col %	Col %	Col %	Col %	Col %	Col %	Col %		Col %
High	62.9%	52.2%	.0%	48.7%	59.8%	55.0%	57.7%	55.6%	57.3%
Medium	26.0%	26.7%	46.2%	33.2%	25.4%	25.3%	26.1%	28.1%	26.5%
Low (or not a priority)	10.4%	17.9%	53.8%	13.8%	14.2%	16.5%	14.3%	14.2%	14.3%
DK/NA	.7%	3.2%	.0%	4.3%	.6%	3.3%	1.8%	2.1%	1.9%
Table Total	100.0%	100.0%	100.0%	100.0%	100.0%	100.0%	100.0%	100.0%	100.0%

Q. 16. Be able to offer Internet access for people who cannot get it at home or afford the service?	PARTISAN REGISTRATION:				PAST TURNOUT HISTORY:		Table Total
	Democrat	Republican	Unaffiliated/other	Not registered	High propensity general election voters	High propensity primary election voters	
	Col %	Col %	Col %	Col %	Col %	Col %	
High	60.8%	53.1%	65.2%	55.6%	57.0%	53.6%	57.3%
Medium	28.7%	26.0%	22.7%	28.1%	32.9%	36.7%	26.5%
Low (or not a priority)	10.5%	17.3%	12.0%	14.2%	9.0%	6.9%	14.3%
DK/NA	.0%	3.5%	.0%	2.1%	1.1%	2.8%	1.9%
Table Total	100.0%	100.0%	100.0%	100.0%	100.0%	100.0%	100.0%

	Q. 8. Supposing that today were Election Day, and you were voting, would you vote for or against a tax on sales transactions of one-quarter of one percent for 10 years that would go to the General Fund of the Town, with the majority of the revenue...		Q. 19. Once again, supposing that today were Election Day, and you were voting, would you vote yes, for the tax, or no...against it?		OPINION DYNAMICS:				Table Total		
	Yes, for Col %	No, against Col %	DK/NA Col %	Yes, for Col %	No, against Col %	DK/NA Col %	Yes for it in both ballot simulations (Qs. 8 & 19) Col %	Switches to Yes, for it by end of survey Col %		No, against it in both ballot simulations (Qs. 8 & 19) Col %	Other Col %
High	83.1%	44.2%	81.8%	83.2%	40.5%	67.8%	83.4%	82.3%	38.8%	72.7%	70.2%
Medium	15.7%	27.6%	13.6%	15.1%	28.8%	23.7%	15.4%	13.1%	29.7%	20.1%	19.5%
Low (or not a priority)	.6%	28.2%	4.6%	1.1%	30.7%	8.5%	.6%	4.6%	31.6%	7.2%	10.0%
DK/NA	.6%	.0%	.0%	.5%	.0%	.0%	.6%	.0%	.0%	.0%	.3%
Table Total	100.0%	100.0%	100.0%	100.0%	100.0%	100.0%	100.0%	100.0%	100.0%	100.0%	100.0%

	GENDER:		AGE GROUP:				HOUSEHOLD WITH CHILDREN:				Table Total
	Male Col %	Female Col %	18 to 44 Col %	45 to 64 Col %	65 and over Col %	DK/NA Col %	Yes Col %	No Col %	DK/NA Col %		
High	61.6%	78.5%	76.7%	66.3%	70.3%	.0%	75.5%	68.0%	.0%	70.2%	
Medium	23.7%	15.4%	15.0%	22.4%	19.8%	.0%	17.3%	21.0%	.0%	19.5%	
Low (or not a priority)	14.7%	5.5%	8.3%	11.2%	8.8%	100.0%	7.2%	10.5%	100.0%	10.0%	
DK/NA	.0%	.7%	.0%	.0%	1.1%	.0%	.0%	.5%	.0%	.3%	
Table Total	100.0%	100.0%	100.0%	100.0%	100.0%	100.0%	100.0%	100.0%	100.0%	100.0%	

	LIBRARY CARD HOLDER:		DISTANCE FROM LIBRARY:			VOTING STATUS:			Table Total
	Yes Col %	No Col %	Less than one-half mile Col %	One-half mile to 1 mile Col %	More than 1 mile Col %	Registered voter Col %	Not registered to vote Col %		
High	78.2%	61.9%	46.2%	72.0%	64.3%	69.6%	72.3%	70.2%	
Medium	14.6%	25.0%	.0%	16.8%	26.9%	21.0%	13.4%	19.5%	
Low (or not a priority)	7.2%	12.4%	53.8%	11.2%	8.8%	9.0%	14.2%	10.0%	
DK/NA	.0%	.7%	.0%	.0%	.0%	.4%	.0%	.3%	
Table Total	100.0%	100.0%	100.0%	100.0%	100.0%	100.0%	100.0%	100.0%	

		PARTISAN REGISTRATION:				PAST TURNOUT HISTORY:	PAST TURNOUT HISTORY:	Table Total
		Democrat	Republican	Unaffiliated/other	Not registered			
		Col %	Col %	Col %	Col %	Col %	Col %	Col %
Q. 17. Provide services and programs for children and teens, who could not easily get to other libraries in the county?	High	82.3%	65.0%	63.2%	72.3%	72.8%	72.4%	70.2%
	Medium	14.6%	22.3%	27.0%	13.4%	19.1%	20.7%	19.5%
	Low (or not a priority)	3.2%	12.7%	7.7%	14.2%	8.1%	6.9%	10.0%
	DK/NA	.0%	.0%	2.2%	.0%	.0%	.0%	.3%
Table Total		100.0%	100.0%	100.0%	100.0%	100.0%	100.0%	100.0%

Q. 18. Allow the library to continue to have enough funding to operate, so it does not have to be closed?	Q. 8. Supposing that today were Election Day, and you were voting, would you vote for or against a tax on sales transactions of one-quarter of one percent for 10 years that would go to the General Fund of the Town, with the majority of the revenue...		Q. 19. Once again, supposing that today were Election Day, and you were voting, would you vote yes, for the tax, or no, against it?		OPINION DYNAMICS:				Table Total	
	Yes, for	No, against	Yes, for	No, against	Yes, for it in both ballot simulations (Qs. 8 & 19)	Switches to Yes, for it by end of survey	No, against it in both ballot simulations (Qs. 8 & 19)	Other		
	Col %	Col %	Col %	Col %	Col %	Col %	Col %	Col %	Col %	
Q. 18. Allow the library to continue to have enough funding to operate, so it does not have to be closed?	High	95.3%	35.4%	93.4%	29.1%	76.3%	77.6%	28.4%	72.3%	74.0%
	Medium	4.7%	32.2%	6.6%	34.0%	14.7%	22.4%	33.5%	20.1%	14.9%
	Low (or not a priority)	.0%	28.9%	.0%	32.9%	.0%	.0%	33.8%	.0%	9.5%
	DK/NA	.0%	3.6%	.0%	4.1%	9.0%	.0%	.0%	4.2%	7.6%
Table Total	100.0%	100.0%	100.0%	100.0%	100.0%	100.0%	100.0%	100.0%	100.0%	100.0%

	GENDER:		AGE GROUP:				HOUSEHOLD WITH CHILDREN:				Table Total
	Male	Female	18 to 44	45 to 64	65 and over	DK/NA	Yes	No	DK/NA		
	Col %	Col %	Col %	Col %	Col %	Col %	Col %	Col %	Col %		
High	63.7%	84.0%	78.3%	69.4%	75.8%	100.0%	74.3%	74.2%	46.3%	74.0%	
Medium	20.2%	9.8%	15.0%	16.3%	13.2%	.0%	17.7%	13.5%	.0%	14.9%	
Low (or not a priority)	13.8%	5.3%	6.7%	11.2%	9.9%	.0%	8.0%	9.8%	53.7%	9.5%	
DK/NA	2.4%	.8%	.0%	3.1%	1.1%	.0%	.0%	2.6%	.0%	1.6%	
Table Total	100.0%	100.0%	100.0%	100.0%	100.0%	100.0%	100.0%	100.0%	100.0%	100.0%	

	LIBRARY CARD HOLDER:		DISTANCE FROM LIBRARY:			VOTING STATUS:		Table Total
	Yes	No	Less than one-half mile	One-half mile to 1 mile	More than 1 mile	Registered voter	Not registered to vote	
	Col %	Col %	Col %	Col %	Col %	Col %	Col %	
High	86.6%	60.1%	71.8%	79.2%	60.0%	73.6%	75.4%	74.0%
Medium	7.6%	23.0%	12.2%	13.2%	22.8%	15.6%	12.1%	14.9%
Low (or not a priority)	5.8%	13.6%	13.6%	6.9%	13.9%	9.8%	8.4%	9.5%
DK/NA	.0%	3.3%	2.4%	.7%	3.3%	.9%	4.2%	1.6%
Table Total	100.0%	100.0%	100.0%	100.0%	100.0%	100.0%	100.0%	100.0%

	PARTISAN REGISTRATION:				PAST TURNOUT HISTORY:		PAST TURNOUT HISTORY:		Table Total
	Democrat	Republican	Unaffiliated/other	Not registered	High propensity general election voters	High propensity primary election voters	Col %	Col %	
	Col %	Col %	Col %	Col %	Col %	Col %	Col %	Col %	
High	85.4%	68.9%	68.7%	75.4%	70.0%	88.1%	74.0%	74.0%	
Medium	8.4%	16.6%	23.6%	12.1%	14.9%	2.8%	14.9%	14.9%	
Low (or not a priority)	6.2%	12.6%	7.7%	8.4%	12.7%	6.3%	9.5%	9.5%	
DK/NA	.0%	1.9%	.0%	4.2%	2.4%	2.8%	1.6%	1.6%	
Table Total	100.0%	100.0%	100.0%	100.0%	100.0%	100.0%	100.0%	100.0%	

Q. 8. Supposing that today were Election Day, and you were voting, would you vote for or against a tax on sales transactions of one-quarter of one percent for 10 years that would go to the General Fund of the Town, with the majority of the revenue...	Yes, for		No, against		DK/NA		Q. 19. Once again, supposing that today were Election Day, and you were voting, would you vote yes, for the tax, or no, against it?		OPINION DYNAMICS:				Table Total	
	Col %		Col %		Col %		Yes, for	No, against	DK/NA	Yes, for it in both ballot simulations (Qs. 8 & 19)	Switches to Yes, for it by end of survey	No, against in both ballot simulations (Qs. 8 & 19)		Other
Yes, for	98.2%		11.1%		61.9%		100.0%	.0%	.0%	100.0%	100.0%	.0%	.0%	66.4%
No, against	.0%		85.3%		9.7%		.0%	100.0%	.0%	.0%	100.0%	100.0%	15.2%	28.9%
DK/NA	1.8%		3.6%		28.4%		.0%	100.0%	.0%	.0%	100.0%	.0%	84.8%	4.7%
Table Total	100.0%		100.0%		100.0%		100.0%	100.0%	100.0%	100.0%	100.0%	100.0%	100.0%	100.0%

Q. 19. Once again, supposing that today were Election Day, and you were voting, would you vote yes, for the tax, or no, against it?	GENDER:		AGE GROUP:				HOUSEHOLD WITH CHILDREN:				Table Total
	Male Col %	Female Col %	18 to 44 Col %	45 to 64 Col %	65 and over Col %	DK/NA Col %	Yes Col %	No Col %	DK/NA Col %		
Yes, for	57.3%	75.3%	71.7%	62.2%	68.1%	.0%	69.4%	65.6%	.0%	66.4%	
No, against	37.3%	20.8%	26.7%	32.7%	26.4%	.0%	28.5%	28.8%	53.7%	28.9%	
DK/NA	5.4%	3.9%	1.7%	5.1%	5.5%	100.0%	2.1%	5.6%	46.3%	4.7%	
Table Total	100.0%	100.0%	100.0%	100.0%	100.0%	100.0%	100.0%	100.0%	100.0%	100.0%	

	LIBRARY CARD HOLDER:			DISTANCE FROM LIBRARY:			VOTING STATUS:		Table Total
	Yes Col %	No Col %	DK/NA Col %	Less than one-half mile Col %	One-half mile to 1 mile Col %	More than 1 mile Col %	Registered voter Col %	Not registered to vote Col %	
Q. 19. Once again, supposing that today were Election Day, and you were voting, would you vote yes, for the tax, or no, against it?	78.0%	54.3%	46.2%	67.1%	68.0%	62.2%	65.7%	69.3%	66.4%
Yes, for	18.9%	40.1%	.0%	23.9%	28.9%	36.1%	29.9%	24.9%	28.9%
No, against	3.1%	5.6%	53.8%	9.1%	3.1%	1.8%	4.3%	5.9%	4.7%
DK/NA	100.0%	100.0%	100.0%	100.0%	100.0%	100.0%	100.0%	100.0%	100.0%
Table Total									

	PARTISAN REGISTRATION:				PAST TURNOUT HISTORY:	PAST TURNOUT HISTORY:	PAST TURNOUT HISTORY:	Table Total
	Democrat Col %	Republican Col %	Unaffiliated/other Col %	Not registered Col %				
Q. 19. Once again, supposing that today were Election Day, and you were voting, would you vote yes, for the tax, or no, against it?	69.5%	61.5%	71.1%	69.3%	High propensity general election voters Col %	High propensity primary election voters Col %	High propensity primary election voters Col %	66.4%
Yes, for	20.6%	36.6%	26.3%	24.9%	54.5%	42.7%	29.4%	28.9%
No, against	9.9%	1.9%	2.6%	5.9%	2.8%	2.8%	3.4%	4.7%
DK/NA	100.0%	100.0%	100.0%	100.0%	100.0%	100.0%	100.0%	100.0%
Table Total								

OPINION DYNAMICS:	GENDER:		AGE GROUP:				HOUSEHOLD WITH CHILDREN:				Table Total
	Male	Female	18 to 44	45 to 64	65 and over	DK/NA	Yes	No	DK/NA		
	Col %	Col %	Col %	Col %	Col %	Col %	Col %	Col %	Col %		
Yes, for it in both ballot simulations (Qs. 8 & 19)	47.3%	67.4%	61.7%	52.0%	61.5%	.0%	57.6%	58.2%	.0%	57.4%	
Switches to Yes, for it by end of survey	10.0%	7.9%	10.0%	10.2%	6.6%	.0%	11.9%	7.4%	.0%	9.0%	
No, against it in both ballot simulations (Qs. 8 & 19)	35.6%	20.8%	26.7%	30.6%	26.4%	.0%	28.5%	27.5%	53.7%	28.1%	
Other	7.1%	3.9%	1.7%	7.1%	5.5%	100.0%	2.1%	6.9%	46.3%	5.5%	
Table Total	100.0%	100.0%	100.0%	100.0%	100.0%	100.0%	100.0%	100.0%	100.0%	100.0%	

OPINION DYNAMICS:	LIBRARY CARD HOLDER:		DISTANCE FROM LIBRARY:			VOTING STATUS:			Table Total
	Yes	No	DK/NA	Less than one-half mile	One-half mile to 1 mile	More than 1 mile	Registered voter	Not registered to vote	
	Col %	Col %	Col %	Col %	Col %	Col %	Col %	Col %	
Yes, for it in both ballot simulations (Qs. 8 & 19)	66.1%	48.3%	46.2%	64.4%	57.5%	53.0%	57.7%	56.5%	57.4%
Switches to Yes, for it by end of survey	11.8%	6.1%	.0%	2.6%	10.5%	9.1%	8.0%	12.8%	9.0%
No, against it in both ballot simulations (Qs. 8 & 19)	18.1%	39.2%	.0%	23.9%	27.4%	36.1%	29.4%	22.8%	28.1%
Other	3.9%	6.4%	53.8%	9.1%	4.6%	1.8%	4.9%	7.9%	5.5%
Table Total	100.0%	100.0%	100.0%	100.0%	100.0%	100.0%	100.0%	100.0%	100.0%

OPINION DYNAMICS:	PARTISAN REGISTRATION:						PAST TURNOUT HISTORY:	Table Total			
	Democrat		Republican		Unaffiliated/other				Not registered	High propensity general election voters	High propensity primary election voters
	Col %	Col %	Col %	Col %	Col %	Col %					
Yes, for it in both ballot simulations (Qs. 8 & 19)	66.2%	50.6%	63.6%	56.5%	50.7%	63.7%	57.4%				
Switches to Yes, for it by end of survey	3.3%	11.0%	7.4%	12.8%	3.8%	3.4%	9.0%				
No, against it in both ballot simulations (Qs. 8 & 19)	20.6%	35.6%	26.3%	22.8%	42.7%	29.4%	28.1%				
Other	9.9%	2.9%	2.6%	7.9%	2.8%	3.4%	5.5%				
<b>Table Total</b>	<b>100.0%</b>	<b>100.0%</b>	<b>100.0%</b>	<b>100.0%</b>	<b>100.0%</b>	<b>100.0%</b>	<b>100.0%</b>				

GENDER:	AGE GROUP:						HOUSEHOLD WITH CHILDREN:						LIBRARY CARD HOLDER:						Table Total		
	18 to 44		45 to 64		65 and over		Yes		No		DK/NA		Yes		No		DK/NA				
	Col %	Col %	Col %	Col %	Col %	Col %	Col %	Col %	Col %	Col %	Col %	Col %	Col %	Col %	Col %	Col %	Col %	Col %		Col %	
Male	55.0%	49.0%	44.0%	100.0%	54.2%	45.7%	100.0%	36.0%	63.5%	53.8%	49.3%	36.0%	63.5%	53.8%	49.3%	36.0%	63.5%	53.8%	49.3%	49.3%	
Female	45.0%	51.0%	56.0%	.0%	45.8%	54.3%	.0%	64.0%	36.5%	46.2%	50.7%	64.0%	36.5%	46.2%	50.7%	64.0%	36.5%	46.2%	50.7%	50.7%	
<b>Table Total</b>	<b>100.0%</b>	<b>100.0%</b>	<b>100.0%</b>	<b>100.0%</b>	<b>100.0%</b>	<b>100.0%</b>	<b>100.0%</b>	<b>100.0%</b>	<b>100.0%</b>	<b>100.0%</b>	<b>100.0%</b>	<b>100.0%</b>	<b>100.0%</b>	<b>100.0%</b>	<b>100.0%</b>	<b>100.0%</b>	<b>100.0%</b>	<b>100.0%</b>	<b>100.0%</b>	<b>100.0%</b>	<b>100.0%</b>

GENDER:	DISTANCE FROM LIBRARY:						VOTING STATUS:						PARTISAN REGISTRATION:						PAST TURNOUT HISTORY:	Table Total		
	Less than one-half mile		One-half mile to 1 mile		More than 1 mile		Registered voter		Not registered to vote		Democrat		Republican		Unaffiliated/other		Not registered				High propensity general election voters	High propensity primary election voters
	Col %	Col %	Col %	Col %	Col %	Col %	Col %	Col %	Col %	Col %	Col %	Col %	Col %	Col %	Col %	Col %	Col %	Col %				
Male	51.8%	46.3%	52.8%	49.1%	49.9%	34.3%	51.4%	65.1%	49.9%	43.1%	45.4%	50.1%	56.9%	50.7%	49.3%	50.1%	56.9%	50.7%	45.4%	49.3%		
Female	48.2%	53.7%	47.2%	50.9%	50.1%	65.7%	48.6%	34.9%	50.1%	56.9%	49.9%	49.9%	50.1%	56.9%	50.7%	50.1%	56.9%	50.7%	54.6%	50.7%		
<b>Table Total</b>	<b>100.0%</b>	<b>100.0%</b>	<b>100.0%</b>	<b>100.0%</b>	<b>100.0%</b>	<b>100.0%</b>	<b>100.0%</b>	<b>100.0%</b>	<b>100.0%</b>	<b>100.0%</b>	<b>100.0%</b>	<b>100.0%</b>	<b>100.0%</b>	<b>100.0%</b>	<b>100.0%</b>	<b>100.0%</b>	<b>100.0%</b>	<b>100.0%</b>	<b>100.0%</b>	<b>100.0%</b>	<b>100.0%</b>	

www.FallonResearch.com

LIBRARY SURVEY  
Town of Loomis, California  
11/16/2015 – 11/22/2015  
N=250, +/- 6.19%  
Adult Town Residents 18 or Older

AGE GROUP:	GENDER:		HOUSEHOLD WITH CHILDREN:				LIBRARY CARD HOLDER:				Table Total
	Male Col %	Female Col %	Yes Col %	No Col %	DK/NA Col %	Yes Col %	No Col %	DK/NA Col %			
										18 to 44 Col %	
18 to 44	30.9%	24.5%	57.7%	9.6%	53.7%	31.4%	24.1%	.0%	27.6%		
45 to 64	40.6%	41.1%	33.0%	46.1%	.0%	41.4%	41.0%	.0%	40.9%		
65 and over	27.7%	34.4%	9.3%	44.3%	.0%	27.2%	35.0%	46.2%	31.1%		
DK/NA	.8%	.0%	.0%	.0%	46.3%	.0%	.0%	53.8%	.4%		
Table Total	100.0%	100.0%	100.0%	100.0%	100.0%	100.0%	100.0%	100.0%	100.0%		

AGE GROUP:	DISTANCE FROM LIBRARY:		VOTING STATUS:			PARTISAN REGISTRATION:				PAST TURNOUT HISTORY:	PAST TURNOUT HISTORY:	Table Total
	Less than one-half mile Col %	One-half mile to 1 mile Col %	Registered voter Col %	Not registered to vote Col %	Democrat Col %	Republican Col %	Unaffiliated/other Col %	Not registered Col %	High propensity general election voters Col %			
18 to 44	36.7%	25.3%	24.8%	39.1%	13.9%	23.6%	43.7%	39.1%	29.6%	19.0%	27.6%	
45 to 64	38.0%	38.4%	42.3%	35.4%	43.2%	43.8%	36.9%	35.4%	42.9%	58.5%	40.9%	
65 and over	25.3%	35.7%	32.5%	25.6%	41.2%	32.5%	19.4%	25.6%	27.5%	22.5%	31.1%	
DK/NA	.0%	.7%	.5%	.0%	1.7%	.0%	.0%	.0%	.0%	.0%	.4%	
Table Total	100.0%	100.0%	100.0%	100.0%	100.0%	100.0%	100.0%	100.0%	100.0%	100.0%	100.0%	

HOUSEHOLD WITH CHILDREN:	GENDER:		AGE GROUP:					LIBRARY CARD HOLDER:			Table Total
	Male Col %	Female Col %	18 to 44 Col %	45 to 64 Col %	65 and over Col %	DK/NA Col %	Yes Col %	No Col %	DK/NA Col %		
										Yes Col %	
Yes	40.4%	33.2%	76.7%	29.6%	11.0%	.0%	41.4%	32.2%	.0%	36.7%	
No	57.9%	66.8%	21.7%	70.4%	89.0%	.0%	57.7%	67.8%	46.2%	62.4%	
DK/NA	1.7%	.0%	1.7%	.0%	.0%	100.0%	.9%	.0%	53.8%	.9%	
Table Total	100.0%	100.0%	100.0%	100.0%	100.0%	100.0%	100.0%	100.0%	100.0%	100.0%	

HOUSEHOLD WITH CHILDREN:	DISTANCE FROM LIBRARY:		VOTING STATUS:		PARTISAN REGISTRATION:				PAST TURNOUT HISTORY:	PAST TURNOUT HISTORY:	Table Total
	Less than one-half mile	One-half mile to 1 mile	Registered voter	Not registered to vote	Democrat	Republican	Unaffiliated/other	Not registered	High propensity general election voters	High propensity primary election voters	Col %
	Col %	Col %	Col %	Col %	Col %	Col %	Col %	Col %	Col %	Col %	Col %
Yes	47.2%	34.2%	34.4%	46.0%	25.0%	35.6%	44.9%	46.0%	30.7%	28.3%	36.7%
No	50.2%	65.1%	65.1%	51.7%	73.3%	64.4%	55.1%	51.7%	69.3%	71.7%	62.4%
DK/NA	2.6%	.7%	.5%	2.3%	1.7%	.0%	.0%	2.3%	.0%	.0%	.9%
Table Total	100.0%	100.0%	100.0%	100.0%	100.0%	100.0%	100.0%	100.0%	100.0%	100.0%	100.0%

LIBRARY CARD HOLDER:	GENDER:		AGE GROUP:			HOUSEHOLD WITH CHILDREN:			Table Total
	Male	Female	18 to 44	45 to 64	65 and over	Yes	No	DK/NA	Col %
	Col %	Col %	Col %	Col %	Col %	Col %	Col %	Col %	Col %
Yes	37.6%	64.8%	58.3%	52.0%	45.1%	.0%	58.0%	47.5%	53.7%
No	61.6%	34.5%	41.7%	48.0%	53.8%	.0%	42.0%	52.0%	.0%
DK/NA	.8%	.7%	.0%	.0%	1.1%	100.0%	.0%	.5%	46.3%
Table Total	100.0%	100.0%	100.0%	100.0%	100.0%	100.0%	100.0%	100.0%	100.0%

LIBRARY CARD HOLDER:	DISTANCE FROM LIBRARY:		VOTING STATUS:		PARTISAN REGISTRATION:				PAST TURNOUT HISTORY:	PAST TURNOUT HISTORY:	Table Total
	Less than one-half mile	One-half mile to 1 mile	Registered voter	Not registered to vote	Democrat	Republican	Unaffiliated/other	Not registered	High propensity general election voters	High propensity primary election voters	Col %
	Col %	Col %	Col %	Col %	Col %	Col %	Col %	Col %	Col %	Col %	Col %
Yes	54.0%	50.1%	52.7%	46.2%	51.1%	50.0%	61.9%	46.2%	46.0%	47.4%	51.4%
No	46.0%	48.6%	46.4%	53.8%	47.2%	49.1%	38.1%	53.8%	52.9%	52.6%	47.9%
DK/NA	.0%	1.3%	.9%	.0%	1.7%	.8%	.0%	.0%	1.1%	.0%	.7%
Table Total	100.0%	100.0%	100.0%	100.0%	100.0%	100.0%	100.0%	100.0%	100.0%	100.0%	100.0%

DISTANCE FROM LIBRARY:	GENDER:		AGE GROUP:				HOUSEHOLD WITH CHILDREN:				Table Total		
	Male		18 to 44		45 to 64		65 and over		Yes			No	
	Col %	DK/NA Col %	Col %	DK/NA Col %	Col %	DK/NA Col %	Col %	DK/NA Col %	Col %	DK/NA Col %		Col %	DK/NA Col %
Less than one-half mile	19.1%	17.0%	25.0%	16.5%	14.4%	.0%	23.2%	14.5%	53.7%	18.0%			
One-half mile to 1 mile	55.0%	60.9%	55.4%	53.6%	65.6%	100.0%	54.0%	60.6%	46.3%	58.0%			
More than 1 mile	25.9%	22.1%	19.6%	29.9%	20.0%	.0%	22.8%	24.9%	.0%	23.9%			
Table Total	100.0%	100.0%	100.0%	100.0%	100.0%	100.0%	100.0%	100.0%	100.0%	100.0%			

DISTANCE FROM LIBRARY:	LIBRARY CARD HOLDER:		VOTING STATUS:			PARTISAN REGISTRATION:				PAST TURNOUT HISTORY:		Table Total
	Yes		Registered voter	Not registered to vote	Democrat		Republican	Unaffiliated/other	Not registered		High propensity general election voters	
	Col %	DK/NA Col %	Col %	DK/NA Col %	Col %	DK/NA Col %	Col %	DK/NA Col %	Col %	DK/NA Col %	Col %	
Less than one-half mile	19.1%	17.2%	17.3%	20.9%	12.2%	18.9%	20.5%	20.9%	19.9%	18.6%		
One-half mile to 1 mile	57.1%	58.3%	57.0%	61.9%	64.5%	58.5%	42.2%	61.9%	53.4%	56.7%		
More than 1 mile	23.8%	24.5%	25.7%	17.1%	23.2%	22.6%	37.3%	17.1%	26.7%	24.6%		
Table Total	100.0%	100.0%	100.0%	100.0%	100.0%	100.0%	100.0%	100.0%	100.0%	100.0%		

VOTING STATUS:	GENDER:		AGE GROUP:				HOUSEHOLD WITH CHILDREN:				Table Total		
	Male		18 to 44		45 to 64		65 and over		Yes			No	
	Col %	DK/NA Col %	Col %	DK/NA Col %	Col %	DK/NA Col %	Col %	DK/NA Col %	Col %	DK/NA Col %		Col %	DK/NA Col %
Registered voter	79.7%	80.2%	71.7%	82.7%	83.5%	100.0%	74.9%	83.4%	46.3%	80.0%			
Not registered to vote	20.3%	19.8%	28.3%	17.3%	16.5%	.0%	25.1%	16.6%	53.7%	20.0%			
Table Total	100.0%	100.0%	100.0%	100.0%	100.0%	100.0%	100.0%	100.0%	100.0%	100.0%			

VOTING STATUS:	LIBRARY CARD HOLDER:		DISTANCE FROM LIBRARY:				PARTISAN REGISTRATION:				PAST TURNOUT HISTORY:		Table Total
	Yes		Less than one-half mile	One-half mile to 1 mile	More than 1 mile	Democrat		Republican	Unaffiliated/other	Not registered		High propensity general election voters	
	Col %	DK/NA Col %	Col %	DK/NA Col %	Col %	DK/NA Col %	Col %	DK/NA Col %	Col %	DK/NA Col %	Col %	DK/NA Col %	
Registered voter	82.0%	77.5%	76.1%	78.0%	85.3%	100.0%	100.0%	100.0%	100.0%	.0%	100.0%	100.0%	80.0%
Not registered to vote	18.0%	22.5%	23.9%	22.0%	14.7%	.0%	.0%	.0%	.0%	100.0%	.0%	.0%	20.0%
Table Total	100.0%	100.0%	100.0%	100.0%	100.0%	100.0%	100.0%	100.0%	100.0%	100.0%	100.0%	100.0%	100.0%

PARTISAN REGISTRATION:	GENDER:		AGE GROUP:				HOUSEHOLD WITH CHILDREN:			Table Total
	Male Col %	Female Col %	18 to 44 Col %	45 to 64 Col %	65 and over Col %	DK/NA Col %	Yes Col %	No Col %	DK/NA Col %	
Democrat	16.1%	30.1%	11.7%	24.5%	30.8%	100.0%	15.8%	27.2%	46.3%	23.2%
Republican	42.7%	39.2%	35.0%	43.9%	42.9%	.0%	39.7%	42.2%	.0%	40.9%
Unaffiliated/other	20.9%	10.9%	25.0%	14.3%	9.9%	.0%	19.4%	14.0%	.0%	15.8%
Not registered	20.3%	19.8%	28.3%	17.3%	16.5%	.0%	25.1%	16.6%	53.7%	20.0%
Table Total	100.0%	100.0%	100.0%	100.0%	100.0%	100.0%	100.0%	100.0%	100.0%	100.0%

PARTISAN REGISTRATION:	LIBRARY CARD HOLDER:		DISTANCE FROM LIBRARY:			VOTING STATUS:		PAST TURNOUT HISTORY:		Table Total
	Yes Col %	No Col %	Less than one-half mile Col %	One-half mile to 1 mile Col %	More than 1 mile Col %	Registered voter Col %	Not registered to vote Col %	High propensity general election voters Col %	High propensity primary election voters Col %	
Democrat	23.1%	22.9%	15.8%	26.0%	22.7%	29.0%	.0%	29.5%	33.1%	23.2%
Republican	39.8%	42.0%	42.3%	40.6%	38.0%	51.2%	.0%	52.8%	56.2%	40.9%
Unaffiliated/other	19.1%	12.6%	18.0%	11.5%	24.6%	19.8%	.0%	17.7%	10.7%	15.8%
Not registered	18.0%	22.5%	23.9%	22.0%	14.7%	.0%	100.0%	.0%	.0%	20.0%
Table Total	100.0%	100.0%	100.0%	100.0%	100.0%	100.0%	100.0%	100.0%	100.0%	100.0%



## **PLACER COUNTY GRAND JURY**

# **Homelessness in Placer County**

## **Developing a Long Term Strategy**

# Homelessness in Placer County

## Developing a Long Term Strategy

### Summary

Consistent with the recommendation of the 2014-2015 Grand Jury, the 2015-2016 Grand Jury continued to review Placer County's progress in addressing the need for a shelter facility and other services for the homeless.

Placer County does not have a permanent homeless shelter and to this day does not have a stated strategy for resolution of issues related to the need for shelter and other services to reduce homelessness.

In February 2015, the Board of Supervisors approved a temporary conditional use permit and a Site Access Agreement to allow use of an existing structure at the Placer County Government Center as a temporary homeless shelter initially for a 90 day pilot period. In subsequent hearings (8/15/2015, 3/16/2016) the Board of Supervisors extended the permit through March 2017. A solution to the homeless problem in Placer County is not limited to just the question of a temporary or a permanent shelter.

Placer County has conducted a comprehensive effort to obtain input from the public, government agencies, and advocates for the homeless. Multiple public forums have been conducted. A wide range of viewpoints and concerns both pro and con related to the current temporary Dewitt Campus homeless shelter and other services for the homeless have been presented.

Due to the various circumstances affecting the homeless population there is no simple solution to meet all the needs and concerns in Placer County. It is unlikely that any decision related to the location of a homeless shelter will satisfy all concerned.

As stated in the Findings and Recommendations listed below, the Grand Jury believes that the discussion has gone on far too long. It is time for the Placer community and Board of Supervisors to adopt and implement a comprehensive long-term strategy to meet the shelter and service needs of Placer County's homeless citizens.

## Background

In July 2004 the Placer County Board of Supervisors agreed to a ten-year plan to end homelessness<sup>1</sup> in the county. Notwithstanding appreciable attention given toward the ultimate goal of the plan, homelessness still persists. In 2014 the Board of Supervisors and various non-profit organizations began to explore measures to address the homelessness issue. The 2014-2015 Grand Jury launched an investigation of homelessness and the need for a shelter. Their final report recommended that investigation of homelessness should be continued by the next Grand Jury.

Placer County officials and the community continue to search for permanent solutions to meet the needs to the homeless.

## Investigation Methods

- Interviews with various city officials, Placer County Health and Human Services personnel, Volunteers of America employees, and other non-profit organizations
- Attendance at Board of Supervisor and other public meetings
- Reviewed the 2004 *Ten-Year Plan to End Homelessness in Placer County*
- Reviewed various publications and news articles
- Reviewed April 2015 Marbut report entitled *Homelessness In Placer County. Survey Data and Observations*
- Tour of the county temporary homeless shelter on the DeWitt Campus
- Tour of the Gathering Inn in Roseville

## Facts

- In 2014 Placer County government offered no overnight shelter services for the homeless. In the face of impending inclement weather, Right Hand Auburn<sup>2</sup> facilitated the opening of a short-term shelter at St. Theresa Catholic Church in Auburn.

---

<sup>1</sup> In July 2004 the Placer Consortium on Homelessness and Affordable Housing (PCOH) presented a *Ten-Year Plan to End Homelessness in Placer County* to the Board of Supervisors. “The *Plan* exceeds the federal challenge to end chronic homelessness for single adults by encompassing families, youth, and others who may be transitionally or chronically homeless.”

<sup>2</sup> Right Hand Auburn is a 501c3 chartable organization consisting of local business, non-profits, and faith-based organizations that have come together to address the needs of the homeless in the Auburn community. ([www.righthandauburn.org](http://www.righthandauburn.org))

- In September, 2014, the Board of Supervisors contracted with Dr. Robert Marbut, of Marbut Consulting, to assess the needs of the homeless population in Placer County. The Marbut report was presented to the Board of Supervisors in April, 2015.
- During 2015 a growing number of homeless individuals in Auburn camped on the DeWitt Campus fields, parking lots, and under buildings and decks seeking shelter.
- June 1, 2015 a temporary homeless shelter was opened at the DeWitt campus for night hours only with a capacity for 47 men and women. This left many individuals without a place for themselves and their belongings during the day.
- Right Hand Auburn contracted with Volunteers of America to oversee the daily operation of the shelter. This is not a permanent long-term housing program. Stays range from a few days to a few months.
- The homeless camps in the DeWitt Campus were removed in August 2015 after the Board of Supervisors passed an ordinance that prohibited camping on county property. Advanced notice was given and assistance was provided in gathering, moving, and disposing of items that had been stored on county property.
- In August 2015, the Board of Supervisors approved an extension of the Temporary Conditional Use Permit until March 2016. This also expanded hours of operation to 24 hours a day, 7 days a week. Site improvements were authorized to add a night time only overflow facility of 50, expanding total shelter bed capacity to 97. Services were expanded to include employment counseling, assistance in finding permanent housing, medical, mental health, and substance abuse referrals. To remain in the shelter, residents are required to demonstrate progress toward ending their homelessness, follow rules of the shelter, participate in shelter maintenance, and demonstrate positive behavior.
- On March 8, 2016, the Board of Supervisors approved an extension of the conditional use permit for the temporary shelter to March 2017. Additionally, funding was approved at the current level for the months of April and May 2016. At that same meeting, county staff was directed to begin the process of changing zoning to allow emergency shelters to be a conditionally-permitted use within the C3 (Heavy Commercial), IN (Industrial) and INP (Industrial Park) Zoning Districts. Shelters are already allowed in General Commercial (C2), Neighborhood Commercial (C1) and Highway Services (HS) Districts, in addition to the Multi-family Residential (RM) District. The Board of Supervisors stated its intent to work toward a regional solution to homeless issues in Auburn, South Placer and the eastern portion of the county.
- In addition to Placer County, various non-governmental organizations and the city of Auburn are funding the operational costs to keep the shelter open.

- In the Roseville/Rocklin areas of the county, temporary overnight shelter for a limited number of homeless individuals is provided in churches through the Gathering Inn<sup>3</sup>.
- Placer County and the City of Roseville offer to provide housing for homeless families with children using vouchers for federally funded housing subsidies. There is limited affordable housing available to accept these vouchers.
- The three categories of homeless population are:
  - families with children
  - individuals who have lost housing due to economic factors such as unemployment
  - individuals who have lost housing due to cognitive impairment, substance abuse, and mental health treatment needs.

Each of these homeless groups has unique housing and service needs specific to their individual circumstances.

- A one day count<sup>4</sup> in January 2015 indicated 540 homeless in Placer County. According to Placer County Health and Human Services, this count is probably an underestimate.
- Data at the shelter indicates that the vast majority of homeless are long term or life residents of Placer County or immediate area.
- The number of homeless veterans is declining due to increased federal and state resources and the focus on outreach to provide services for them.
- Placer County has been conducting monthly meetings related to planning ways to address the needs of the homeless. Participants have included:
  - county departments
  - cities of Auburn, Lincoln, Rocklin, and Roseville
  - contract providers
  - advocates
  - general public
- There is vocal opposition from local homeowners, businesspeople, and citizens over the location of the shelter at the DeWitt Campus.

---

<sup>3</sup> The Gathering Inn is a 501 (c)(3) nonprofit that works with 23 churches to serve overnight guests. The Gathering Inn provides a community-based response to people in need in south Placer County by offering hope, dignity and a secure place to rest at night, in addition to a wide range of services that help clients get back on their feet again. (<http://thegatheringinn.com/index.html>)

<sup>4</sup> Federal Homeless Assistance grants require a biennial point-in-time count and survey of homeless individuals. Each community reports the findings in a report to the Department of Housing and Urban Development.

- In addition, there has been concern about the increased presence of parolees and probationers in the DeWitt Campus area associated with county jail releases, county probation and state parole offices, as well as concern about the homeless who do not use the shelter.
- There has also been vocal opposition to locating a homeless shelter any place in the county near residences, schools, hospitals or businesses.
- Forums and meetings are ongoing to allow both citizens and organizations to discuss their concerns.

## Findings

- F1. Placer County has done a good job in soliciting and gathering input from homeless individuals, general public, homeless advocates, city and county governmental agencies.
- F2. This process began in 2004 with the *Ten-Year Plan to End Homelessness In Placer County* and continues today without a stated strategy for resolution.
- F3. The counting of the homeless occurs one day every two years. This methodology is inadequate due to the mobility of the homeless, difficulty locating them, and possible duplicate counting of individuals.
- F4. There is insufficient affordable housing available throughout the county.
- F5. Due to the various circumstances affecting the homeless population there is no simple solution to meet all the needs and concerns in Placer County.
- F6. It is unlikely that any decision related to the location of a homeless shelter will satisfy all concerned.

## Conclusion

In 2004 the Placer Consortium on Homeless and Affordable Housing Committee presented a ten-year plan to end homelessness in Placer County to the Board of Supervisors. Placer County has done a good job in soliciting and gathering input on this issue.

As of this writing Placer County provides only a temporary emergency shelter located in the DeWitt Campus. There is a continuing and growing need for services that are accessible to the homeless population throughout the county.

## Recommendations

The Grand Jury recommends that:

- R1. Placer County adopt and implement a comprehensive long-term strategy to address the needs of the homeless, including shelter, before the close of Fiscal Year 2016-2017.
- R2. Placer County continue to work with the various stakeholders (municipalities, county, private agencies, medical facilities, etc.) to develop a wide range of innovative and proven services addressing the cycle of homelessness.
- R3. Placer County continue to support the public-private partnerships that provide services for the homeless in the County.
- R4. Placer County continue to work with citizens that have concerns about the issues that accompany homeless individuals.

## Request For Responses

	<u>Recommendations Requiring Response</u>	<u>Response Due Date</u>
<b>Mr. Jeff Brown</b> Director, Health and Human Services 3091 County Center Drive #290 Auburn, CA 95603	<b>R1 – R4</b>	<b>August 31, 2016</b>
<b>Mr. David Boesch</b> Placer County CEO 175 Fulweiler Ave Auburn, CA 95603	<b>R1 – R4</b>	<b>August 31, 2016</b>

### Copies sent to:

#### **Placer County Board of Supervisors**

175 Fulweiler Ave  
Auburn, CA 95603

#### **Mr. Tim Rundel**

Auburn City Manager  
1225 Lincoln Way  
Auburn, CA 95603

#### **Mr. Ricky A. Horst**

Rocklin City Manager  
3970 Rocklin Road  
Rocklin, CA 95677

#### **Mr. Rob Jensen**

Acting Roseville City Manager  
311 Vernon Street  
Roseville, CA 95678



## **PLACER COUNTY GRAND JURY**

# **Incorporated Cities Code Enforcement Policies**

## **A Review of Policies and Procedures**

# **Incorporated Cities Code Enforcement Policies**

## **A Review of Policies and Procedures**

### **Summary**

The 2015-2016 Placer County Grand Jury reviewed the policies and procedures regarding Code Enforcement for the six incorporated cities within Placer County. These include Auburn, Colfax, Lincoln, Loomis, Rocklin and Roseville. The Grand Jury met with various managers, clerks and Code Enforcement Officers from these cities to ascertain their local policies and procedures. The intent of the investigation was to determine if the cities had policies and procedures in place to respond to the complaints of their citizens. Additionally, the Grand Jury wanted to determine if these cities had systems in place to track the status of complaints from initiation to resolution. Furthermore, the Grand Jury decided to ascertain if complainants were kept informed of the status and resolution of their complaint.

The Grand Jury found there were some common attributes shared by the best managed programs, including defined policies, written procedures and a tracking system. Most cities had code enforcement policies defined in their Municipal Code. However, four cities lacked written documentation of their procedures to deal with citizens' complaints. Also the ability to track complaints from initiation through resolution was deficient for four of the six cities investigated.

This report contains specific recommendations that the Grand Jury believes will help the cities address the deficiencies in their code enforcement practices and improve communication with their citizens.

### **Background**

The incorporated cities in Placer County have enacted a variety of municipal and zoning codes to promote the health and safety of their citizens. In addition, the codes strive to improve or maintain property aesthetics and values within the cities. These codes cover a variety of nuisance issues such as, but not limited to:

- Improperly maintained private property
- Graffiti on private property
- Illegal dumping of garbage
- Illegal signs
- Excessive noise

The Grand Jury undertook this investigation to determine if each of the cities has appropriate policies and procedures in place and to determine if these policies address the needs of their citizens.

## Investigation Methods

In preparing this report, the Grand Jury utilized a variety of investigation methods for each of the cities. These included:

- Interviews of city employees.
- Review of code enforcement documentation available on each of the city's web pages.
- Review of each city's Municipal Code.
- Review of written policies and procedures, including tracking logs, where available.

Two members of the Grand Jury were recused to avoid any conflict of interest and the appearance of bias.

## General Findings

During the course of this investigation the Grand Jury found that cities where the code enforcement process was running efficiently shared some common attributes. Based on the Grand Jury's investigation, a well-developed code enforcement program should include the following program elements:

- A defined process codified in the city's Municipal Code.
- A written procedural document that describes the life cycle of a code enforcement complaint from initiation through resolution.
- A tracking system that allows personnel to track the status of any complaint.
- Code enforcement personnel keep the complainant informed of the receipt, referral to other agencies and final resolution to their complaint.
- Have multiple ways to register a complaint (i.e. through website, by phone or by written complaint).

The Grand Jury also recognized that the size of the city may affect the resources available for the code enforcement program. However, based on a city's available resources, there is a range of options for implementing these elements.

## General Conclusion

To ensure that enforcement and resolution actions are applied equitably, each city should have policies and procedures that guide the code enforcement personnel in administering their enforcement program. The Grand Jury believes that a method of tracking complaints from beginning to resolution should be included in the procedures.

## Report Table of Contents

City of Auburn.....	Page 127
City of Colfax.....	Page 129
City of Lincoln.....	Page 131
Town of Loomis.....	Page 133
City of Rocklin.....	Page 135
City of Roseville.....	Page 137

## City of Auburn

### Facts

- The City of Auburn's Municipal Code is available on the city's website. It contains a detailed definition and process for abatement of nuisances.
- Auburn has written guidelines (procedures) for their code enforcement.
- Auburn has a detailed tracking log of complaints and their resolution.
- Code enforcement is handled by one certified Code Enforcement Officer for a population of approximately 14,000 citizens.
- Complaints can be initiated by e-mail, phone or through the City's website.
- Complaint form is available on the City's website.
- Complainant is not notified of the complaint resolution unless they request to be informed.

### Findings

The Grand Jury found that:

- F1. Auburn has a defined process in the Municipal Code for handling code enforcement complaints.
- F2. Auburn has a written document defining their code enforcement procedures, which includes a method for tracking complaints through resolution.
- F3. Auburn has multiple methods for a citizen to lodge a complaint.
- F4. Auburn's procedure does not include following up with the complainant regarding the resolution.

### Conclusion

With the exception of the recommendation noted below, the Grand Jury's review of Auburn's code enforcement policy and procedures found that they are adequate.

### Recommendations

The Grand Jury recommends that:

- R1. Auburn revise their code enforcement procedures to include measures to keep complainants informed about the resolution to their complaint.

## Request for Responses

	<u>Recommendations Requiring Response</u>	<u>Response Due Date</u>
<b>Mr. Tim Rundel</b> Auburn City Manager 1225 Lincoln Way Auburn, CA 95603	<b>R1</b>	<b>August 31, 2016</b>

### Copies sent to:

**Dr. William Kirby**  
Mayor, City of Auburn  
1225 Lincoln Way  
Auburn, CA 95603

**Ms. Bernie Schroeder**  
Director, Planning & Public Works  
1225 Lincoln Way  
Auburn, CA 95603

**Ms. Jennifer Solomon**  
Code Enforcement Officer  
1225 Lincoln Way  
Auburn, CA 95603

## City of Colfax

### Facts

- The City of Colfax's Municipal Code is available on the city's website. It contains a detailed definition and process for abatement of nuisances.
- Colfax has no internal written code enforcement procedures.
- The person who takes complaints at City Hall is knowledgeable about the process for filing a complaint.
- Colfax has one part-time contracted code enforcement inspector for a population of approximately 2,000 citizens.
- Complaints can be filed in person at City Hall or if that is inconvenient, they will take the complaint over the phone.
- Currently, Colfax utilizes a manual system to track code enforcement complaints.
- Colfax is in the first stage of implementing Mobil311, a new web-based citizen reporting and record keeping system. Once fully implemented, citizens will receive a status update if they enter their contact information.
- Currently, citizens are only notified of the resolution of the issue if they request a response.

### Findings

- F5. Colfax has a defined process in the Municipal Code for handling code enforcement complaints.
- F6. Colfax has informal procedures for tracking and dealing with code enforcement complaints. These procedures are not detailed in a written document.
- F7. Colfax has multiple methods for a citizen to lodge a complaint.
- F8. Colfax does not have a formal procedure to notify complainant of resolution.
- F9. At the time of this report, Colfax is implementing a web-based citizen reporting system.

### Conclusion

The Grand Jury's investigation found that the City of Colfax's code enforcement process is defined in the Municipal Code. However, the lack of a written document defining their procedures for managing complaints needs to be addressed. Additionally, their method of communication with the complainant needs to be improved.

## Recommendations

The Grand Jury recommends that:

- R2. Colfax define their code enforcement procedures, including their tracking system, in a formal written document.
- R3. The written procedures, in R2, include measures to keep complainants informed about the resolution to their complaint.

## Request for Responses

	<u>Recommendations Requiring Response</u>	<u>Response Due Date</u>
<b>Mr. Mark Miller</b> Colfax City Manager PO Box 702 Colfax, CA 95713	<b>R2, R3</b>	<b>August 31, 2016</b>

### Copies sent to:

**Mr. Tom Parnham**  
Mayor, City of Colfax  
PO Box 702  
Colfax, CA 95713

**Mr. Wes Heathcock**  
Director, Community Services  
PO Box 702  
Colfax, CA 95713

## City of Lincoln

### Facts

- The City of Lincoln's Municipal Code is available on the city's website. It contains a detailed definition and process for abatement of nuisances.
- Lincoln has no formal written code enforcement procedures. There is an informal bullet list of procedural steps for the code enforcement officer to follow.
- The staff demonstrated knowledge about procedures to follow. However, those procedures are not well documented.
- Code enforcement is handled by one full-time code enforcement officer for a population of approximately 45,000 citizens. A second part-time, temporary position was in place to handle sign complaints related to a new ordinance, but the position was eliminated in January 2016.
- Lincoln has a tracking log that tracks the type of nuisance and status of abatement.
- Code violations can be reported on-line. System generates an e-mail to the appropriate department.
- Most complaints are lodged through a phone call.
- A complaint form is available at the City Hall front desk, but the clerk will also take complaints by phone or e-mail.
- Complainant is not notified of resolution unless they request it or call to inquire about the disposition.

### Findings

The Grand Jury found that:

- F10. Lincoln has a defined process in the Municipal Code for handling code enforcement complaints.
- F11. Lincoln utilizes an informal bullet list as their guidelines for dealing with code enforcement complaints.
- F12. Lincoln tracks complaints and actions in a spreadsheet, however it was not being kept current.
- F13. Lincoln has multiple methods for a citizen to lodge a complaint.
- F14. Lincoln does not have a formal procedure to notify complainant of resolution.

## Conclusion

The Grand Jury's investigation found that the City of Lincoln's code enforcement process is defined in the Municipal Code. However, the lack of a formal written document defining their procedures for managing complaints needs to be addressed. Additionally, their method of communication with the complainant needs to be improved.

## Recommendations

The Grand Jury recommends that:

- R4. Lincoln expand their informal bullet list to a formal written document that defines their code enforcement and their tracking log procedures.
- R5. Lincoln ensure that their written procedures address a process to keep the tracking log current.
- R6. The written code enforcement procedures include measures to keep complainant informed about the resolution to their complaint.

## Request for Responses

	<u>Recommendations Requiring Response</u>	<u>Response Due Date</u>
<b>Mr. Matthew Brower</b> Lincoln City Manager 600 Sixth Street Lincoln, CA 95648	<b>R4, R5, R6</b>	<b>August 31, 2016</b>

## Copies sent to:

**Mr. Spencer Short**  
Mayor, City of Lincoln  
600 Sixth Street  
Lincoln, CA 95648

**Mr. Mathew Wheeler**  
Director, Community Development  
600 Sixth Street  
Lincoln, CA 95648

**Ms. Mary Bushnell**  
Code Enforcement Officer 2  
600 Sixth Street  
Lincoln, CA 95648

## Town of Loomis

### Facts

- The Municipal Code for the Town of Loomis is available on the city's website. It contains a detailed definition and process for abatement of nuisances.
- Loomis has no internal written code enforcement procedures.
- Code enforcement is handled as one part of the Town Clerk's duties for a population of approximately 6,700 citizens.
- The staff demonstrated knowledge about procedures to follow, but the procedures are not documented.
- A tracking log is manually kept in a binder.
- Currently, there are no on-line directions on how to file a complaint.
- On-line reporting of nuisances is under development on the Town's website.
- Complaints are received by phone or in person.
- Complainants will receive a status update if they call in to request one.

### Findings

The Grand Jury found that:

- F15. Loomis has a defined process in the Municipal Code for handling code enforcement complaints.
- F16. Loomis has informal procedures for dealing with code enforcement complaints, but they are not detailed in a written document.
- F17. At this time residents of Loomis are limited to filing their complaint over the phone or in person at City Hall.
- F18. The Town of Loomis website does not explain how to file a complaint while the new system is under development.
- F19. Loomis does not have a formal procedure to notify complainant of resolution.

## Conclusion

The Grand Jury's investigation found that the Town of Loomis's code enforcement process is defined in the Municipal Code. However, at the time of the investigation, there were some deficiencies in their procedures and complaint process. The deficiencies are the lack of a written procedure for managing complaints and for keeping complainants apprised of the resolution. Also, information on the website does not explain to a citizen how to file a complaint.

## Recommendations

The Grand Jury recommends that:

- R6. Loomis define their code enforcement procedures, including their tracking system, in a formal written document.
- R7. The written code enforcement procedures include measures to keep complainant informed about the resolution to their complaint.
- R8. Loomis include information on the website regarding how a citizen can file a complaint to report code violations.

<b>Request for Responses</b>	<b><u>Recommendations Requiring Response</u></b>	<b><u>Response Due Date</u></b>
<b>Mr. Rick Angelocci</b> Loomis Town Manager 3665 Taylor Road Loomis, CA 95650	<b>R6, R7, R8</b>	<b>August 31, 2016</b>

## Copies sent to:

**Mr. Brian Baker**  
Mayor, Town of Loomis  
3665 Taylor Road  
Loomis, CA 95650

**Ms. Crickett Stroock**  
Loomis Town Clerk  
3665 Taylor Road  
Loomis, CA 95650

**Ms. Carol Parker**  
Loomis Administrative Clerk  
3665 Taylor Road  
Loomis, CA 95650

## City of Rocklin

### Facts

- The City of Rocklin's Municipal Code is available on the city's website. It contains a detailed definition and process for abatement of nuisances.
- Rocklin has one certified code enforcement officer and a part-time administrative assistant for a population of approximately 60,000 citizens.
- Rocklin has no internal written code enforcement procedures.
- Rocklin has a computer-based tracking log.
- Complaints can be filed on a pre-printed form, by phone, by e-mail or through an on-line application.
- Rocklin does not follow-up with complainant unless requested. However, if the complaint is submitted through the website, the complainant can log in to see the resolution.

### Findings

The Grand Jury found that:

- F20. Rocklin has a defined process and tracking system for handling code enforcement complaints.
- F21. Rocklin has informal procedures for dealing with code enforcement complaints, but they are not detailed in a written document.
- F22. Rocklin has multiple methods for a citizen to lodge a complaint.
- F23. Rocklin does not have a procedure to notify complainant of the resolution to their complaint.

### Conclusion

The Grand Jury's investigation found that the City of Rocklin's code enforcement process is defined in the Municipal Code. However, the lack of a written document defining their procedures for managing complaints needs to be addressed. Additionally, their method of communication with the complainant needs to be improved for consistency.

## Recommendations

The Grand Jury recommends:

- R9. Rocklin define their code enforcement procedures, including their tracking system, in a formal written document.
- R10. The written code enforcement procedures, in R9, include measures to keep complainant informed on the resolution to their complaint.

## Request for Responses

	<u>Recommendations Requiring Response</u>	<u>Response Due Date</u>
<b>Mr. Ricky A. Horst</b> Rocklin City Manager 3970 Rocklin Road Rocklin, CA, 95677	<b>R9, R10</b>	<b>August 31, 2016</b>

## Copies sent to:

**Mr. Greg Janda**  
Mayor, City of Rocklin  
3970 Rocklin Road  
Rocklin, CA, 95677

**Mr. Mark Mondell**  
Director, Economic & Community  
Development  
3970 Rocklin Road  
Rocklin, CA, 95677

**Ms. Sarah Novo**  
Code Enforcement Officer  
3970 Rocklin Road  
Rocklin, CA, 95677

## City of Roseville

### Facts

- The City of Roseville's Municipal Code is available on the city's website. It contains a detailed definition and process for abatement of nuisances.
- Code Enforcement policies and procedures are documented in writing.
- Roseville has a Senior Code Enforcement Inspector with a staff of four people for a population of 128,000 citizens: one full-time Code Enforcement Inspector, two building code inspectors who work approximately 50% of the time on code enforcement, and one part-time inspector who works weekends on sign enforcement.
- Roseville is using Accela,<sup>1</sup> an internal computer-based program, to track the status of complaints from initial contact to resolution.
- This system tracks which agency (police, fire, building, etc.) the complaint was delegated to and also tracks that agency's status on the complaint.
- This system tracks all follow-up contacts with the complainants.

### Findings

The Grand Jury found that:

- F24. Roseville has a very good process in place to manage code enforcement complaints, including a tracking system.
- F25. Roseville has an exceptional computer-based system to support code enforcement activities and accountability.
- F26. Roseville keeps complainant informed regarding the status of their complaint.

---

<sup>1</sup> Accela is an enterprise software solution with numerous preconfigured packages for private business and government organizations to manage core applications such as land management, licensing, asset management, and public health and safety data. Accela can be modified and tailored for the specific requirements of the agency and allows for public access to some functions. Other county governments utilize the Accela platform to track and resolve code enforcement complaints.

## Conclusion

The Grand Jury found that the City of Roseville has well-defined and documented code enforcement procedures. Their computer-based program tracks complaints from initiation through resolution and assures each department is accountable for resolving the complaint and closing out the issue. Procedures require follow-up contact with the complainants regarding on-going status and final resolution.

## Recommendations

The Grand Jury has no recommendations for City of Roseville.

## Request for Responses

	<u>Recommendations</u> <u>Requiring Response</u>	<u>Response Due Date</u>
<b>Mr. Ray Kerridge</b> Roseville City Manager 311 Vernon St. Roseville, CA 95678	<b>No response is required.</b>	

## Copies sent to:

**Ms. Carol Garcia**  
Mayor, City of Roseville  
311 Vernon St.  
Roseville, CA 9567

**Mr. Kevin Payne**  
Director of Development Services  
311 Vernon St.  
Roseville, CA 9567

**Mr. Paul Camilleri**  
Sr. Code Enforcement Inspector  
311 Vernon St.  
Roseville, CA 9567



## **PLACER COUNTY GRAND JURY**

# **Newcastle Fire Protection District Measure F Accounting and Accountability**

## **Newcastle Fire Protection District Measure F Accounting and Accountability**

### **Summary**

Newcastle Fire Protection District (NFPD) collects revenue from a variety of sources to fund their operations. The collection of these funds and how they are presented in the Newcastle Fire Protection District Budget can be confusing to the general public who are unfamiliar with the funding sources. Specifically, revenue from Measure F approved by the voters in 1997 to pay for firefighter compensation and benefits is not easily identifiable in the annual budget. The lack of clarity on the Measure F revenue has led some Newcastle Fire Protection District property owners to question if the special assessment funds are actually being spent for firefighter salaries.

The Placer County Grand Jury has concluded that Measure F revenues are being properly allocated to the salaries and wages of Newcastle Fire Protection District firefighters. However, there are significant deficiencies with their fiscal operations that can be resolved with cross training, data back up, and implementing the Newcastle Fire Protection District's 2012-2013 Grand Jury recommendations. In addition the Newcastle Fire Protection District is not complying with voter approved language for the appeal and exception process in Measure F and Measure B.

### **Background**

In 1997 the voters of the Newcastle Fire Protection District approved Measure F to levy a special tax to supplement operating revenues from property taxes. There was a general perception on the part of voters that Measure F revenue was only going to be spent on firefighter salaries. In 2015 some Placer County citizens requested an accounting of the Measure F revenues. The Newcastle Fire Protection District responded that they were unable to provide specific data on how the Measure F funds were spent because many documents were purged or lost during a 2012 move to a temporary fire station. The 2015–2016 Grand Jury sought to determine how much money was generated by Measure F since its inception and how the funds were allocated.

Newcastle Fire Protection District is comprised of a Fire Chief, three Captains, and two Apparatus Operators also known as Engineers. Newcastle Fire Protection District contracts with the Penryn Fire Protection District for the services of the Fire Chief. A third Apparatus Operator position is filled by a volunteer. Newcastle Fire Protection District has no clerical staff. Newcastle Fire Protection District is governed by an elected Board of Directors.

In addition to Measure F funds, Newcastle Fire Protection District also receives revenue generated by Measure B, and a variety of other sources such as tax assessments on residential and railroad property, and interest income. Measure B, similar to Measure F, is a special tax passed by the voters in 2012, to be used solely for the purpose of providing fire protection and emergency response facilities, equipment and services within the district, including construction of a new fire station (Resolution 2011-11-10B). The accounting of these different revenue sources can be confusing. However, the Grand Jury did not review the accounting of Measure B revenues, only the portion of the language regarding appeals and exceptions. The vague language of Measure F further complicates this confusion for property owners being assessed. The 2012-2013 Grand Jury issued a report titled “Newcastle Fire Protection District Measure F Inconsistency and Confusion” that outlined many of the same deficiencies that this Grand Jury found.

On July 15, 2015, in a written response<sup>1</sup> to an inquiry by the Placer County Grand Jurors’ Association,<sup>2</sup> requesting information on Measure F revenues, the Newcastle Fire Protection District Board stated, “Due to an ill advised decision by the previous Newcastle Fire Protection District Board of Directors in November of 2012 to make an unnecessary move to a temporary fire station, many historical Newcastle Fire District documents were purged.”

## Investigation Methods

The Grand Jury conducted multiple interviews within the Newcastle Fire Protection District staff, Board members, and the Placer County Assessor’s office. The Grand Jury also requested and received an accounting of all revenues and expenses beginning from the 1998-1999 Fiscal Year to the present for the district. This was compiled by Placer County Auditor-Controller’s office. Annual Newcastle Fire Protection District budgets from their website were compared to the Auditor-Controller’s report. In addition, the 2012-2013 Grand Jury Report and response to “Newcastle Fire Protection District, Measure F Inconsistency and Confusion” was taken into consideration.

One member of the Grand Jury was recused to avoid any conflict of interest and appearance of bias.

---

<sup>1</sup> <http://www.newcastlefire.org/pdf/2015-0715-placer-county-grand-jurors'-association.pdf>

<sup>2</sup> Placer County Grand Juror’s Association is comprised primarily of former members of the Placer County Grand Jury. Their mission is to enhance the public understanding of the California Grand Jury system in Placer County and support the Placer County Grand Jury. One of their stated purposes is to advocate publication of all civil grand jury reports and official responses to those reports in a public newspaper or other medium for community-wide distribution, to educate the public regarding the final grand jury investigative findings and recommendations and the official reactions to them. [http://www.pcgja.org/PCGJA/About\\_Us.html](http://www.pcgja.org/PCGJA/About_Us.html)

## Attachments

- A. Measure F appeal instructions
- B. Measure B appeal instructions
- C. Auditor-Controller Measure F & B Revenue, Salaries
- D. Newcastle Fire Protection District 2013-2014 Budget
- E. Newcastle Fire Protection District 2014-2015 Budget

## Facts

- Measure F states, “This resolution established pursuant to applicable law a benefit assessment for the purpose of establishing a source of funds to provide for a higher level of service to property owners of the district, primarily to pay for the salaries and benefits of firefighters.”
- In every fiscal year, beginning with 1998-1999 FY through 2013-2014 FY, the Salaries and Benefits for Newcastle Fire Protection District employees (see Attachment C) have been greater than the revenue generated by Measure F.
- The Newcastle Fire Protection District Budget revenue accounting code 8105 Special Tax (see Attachment D) combines the revenue from Measure F and Measure B.

### **Fiscal Year 2013-2014**

- The collected revenue reported for 8105 Special Tax Fiscal Year 2013-2014 listed on the Newcastle Fire Protection District Budget was \$422,539.85 (See Attachment D).
- The Auditor-Controller’s reconciliation for Newcastle Fire Protection District Fiscal Year 2013-2014 revenue from Measure F and B for the district was \$422,541 (See Attachment C).
- The 2013-2014 Newcastle Fire Protection District Budget shows total employee salaries and wages to be \$295,780.06 (See Attachment D).
- The Auditor-Controller reconciliation shows Measure F revenue for Fiscal Year 2013-2014 to be \$139,062 (See Attachment C).

### **Fiscal Year 2014-2015**

- The collected revenue reported for 8105 Special Tax Fiscal Year 2014-2015 listed on the Newcastle Fire Protection District Budget was \$443,474.25 (See Attachment E).
- The Auditor-Controller's reconciliation for Newcastle Fire Protection District Fiscal Year 2014-2015 revenue from Measure F and B for the district was \$443,475.25 (See Attachment C).
- The 2014-2015 Newcastle Fire Protection District Budget shows total employee salaries and wages to be \$271,236.09 (See Attachment E).
- The Auditor-Controller reconciliation shows Measure F revenue for Fiscal Year 2014-2015 to be \$144,188 (See Attachment C).

### **Appeals and Exceptions**

- Measure F requires property owners wanting to file an appeal, or a request for exception, must do so in writing directed to the Fire Chief (See Attachment A).
- Currently, not all appeal or exception requests are following the requirements of Measure F to direct the requests to the Fire Chief.
- The Newcastle Fire Protection District contracts with an individual who calculates Measure F and Measure B assessments and handles all requests for appeals and exceptions.
- Currently, appeals and exceptions for either Measure F or Measure B are handled the same way by having the property owner call the contractor.
- Measure B has a separate process for property owners wanting to file a notice of appeal which requires them to do so in writing on a form provided by the district office (See Attachment B).
- There is no form, online or at the district office, for either Measure F or Measure B, for property owner's to fill out and submit when requesting an appeal or exception.
- The Newcastle Fire Protection District has no online information regarding how to request an appeal or exception.
- The Newcastle Fire Protection District has no written and approved procedures for processing appeals or exceptions for Measure F or Measure B.
- All requests for exceptions and appeals are directed to the contractor for evaluation and processing.
- The contractor is tasked with calculating assessments, as well as researching all appeals and requests for exceptions.

- The contractor renders an opinion to the Board on whether a property owner's requested appeal or exception request should be granted or denied.
- The contractor then adds the request for appeal or exception to the agenda for a regularly scheduled Newcastle Fire Protection District Board meeting for consideration and vote.

### **Current Operational Process**

- There is one person contracted with Newcastle Fire Protection District who calculates the parcel assessments for Measure F and Measure B.
- The contractor receives property information from the Assessors office.
- The contractor has his own procedure for processing appeals and requests for exceptions. However, it is unknown if the process is written and available to the public or staff within Newcastle Fire Protection District.
- The contractor then calculates the assessments for Measure F and Measure B, along with any exceptions.
- There is no review of the contractor's assessment calculations for accuracy prior to forwarding the data to the Auditor-Controller's office.
- The contractor forwards the assessment information to the Auditor-Controller.
- The Auditor-Controller then forwards the assessment information to the Treasurer-Tax Collector's office to be included on the property owner's tax bill.
- The person contracted to calculate the assessments is a previous Newcastle Fire Protection District Board member.
- The person contracted to calculate the assessments also wrote Measure F.
- The Newcastle Fire Protection District stated they were unable to produce past records relating to Measure F revenue prior to 2013.
- The contractor maintains the only backup of the assessment records.
- There has been no cross-training of the assessment calculations or software program with any Board or staff members at Newcastle Fire Protection District.
- There is no official documented process for appeals and exceptions for the public or the contractor to follow, other than what is included in Measure F and Measure B.
- All initial questions regarding assessment appeals and exceptions are referred to the contractor.
- The contractor, at his sole discretion, determines which appeals and requested exceptions merit being forwarded to the Newcastle Fire Protection District Board for review.

- Measure F and Measure B have stated procedures to ensure that the information presented by a parcel owner seeking an appeal or exception is fully and accurately forwarded to the Newcastle Fire Protection District Board for its use in the review. To date, these procedures are not being followed.
- The 2012-2013 Grand Jury Final Report recommended:
  - Recommendation #1: NFPD Board adopt written guidelines on NFPD’s implementation of all special taxes per NFPD Policy 00011, “Adoption/Amendment of Polices.” Include provisions for checks and balances for accuracy and validity in the guidelines.
  - Recommendation #2: NFPD include these guidelines in a written Policy and Procedures manual, which would be available upon request by the public.
  - Recommendation #3: NFPD adopt a written appeals process for all of its special tax assessments using its written guidelines as a basis to respond to citizens inquiries regarding their special tax bills.
  - Recommendation #4: NFPD verify that the annual Special Tax roll to be turned over to the Auditor (and then the Tax Collector) is complete as of the date of the NFPD Board’s resolution authorizing the transmittal.
- The Newcastle Fire Protection District response to the 2012-2013 Grand Jury Report “Newcastle Fire Protection District Measure F Inconsistency and Confusion” stated they would be implementing several of the recommendations contained in the report. They have only implemented Recommendation #4.
- At the time of this Grand Jury investigation, Newcastle Fire Protection District had not implemented Recommendations #1 through #3 of the 2012 - 2013 Grand Jury Final Report.

## Findings

- F1. It is not readily apparent to the general public that the Newcastle Fire Protection District Budget accounting code 8105 Special Tax is combination revenue from both Measure F and Measure B. Therefore, it is not clear to the public that Measure F funds are being spent on firefighter’s salaries and benefits.
- F2. Revenue generated from Measure F assessments is less than annual employee salaries and benefits. According to the Auditor-Controller’s reconciliation of Newcastle Fire Protection District revenues and expenses, firefighter wages have consistently been greater than the revenue generated by Measure F. Therefore, the Grand Jury has determined that revenues from Measure F were spent on firefighter’s salaries and benefits.

- F3. Accounting code 8105 Special Tax revenues for Measure F and B for Fiscal Years 2013-2014 and 2014-2015 virtually mirrors the Auditor-Controller's reconciliation of the same accounting periods.
- F4. There is no internal review of the Measure F or Measure B assessments for accuracy.
- F5. The Newcastle Fire Protection District lacks any access to a back up of assessment records or a recovery plan if the records are lost or destroyed.
- F6. The Newcastle Fire Protection District is not following the procedural requirements set forth in Measure F and Measure B for handling requests for appeals and exceptions.
- F7. The Newcastle Fire Protection District indicated in their 2013 response that they would implement several of the 2012-2013 Grand Jury recommendations. Recommendations #1 through #3 have not been implemented and are still applicable as they would improve transparency and accountability.

## **Conclusion**

The Grand Jury concludes the revenue generated from Measure F is being properly allocated to firefighter's salaries and benefits. However, the Newcastle Fire Protection District, like all special districts, has a duty to run its organization in a transparent, accountable, and responsible manner. The Newcastle Fire Protection District is not meeting this obligation to improve transparency and accountability. The public trust is diminished when the Board fails to implement Grand Jury recommendations they agreed to and stated would be implemented.

The proper processing and safeguarding of special tax assessment records is not being given proper attention at Newcastle Fire Protection District. Just as the district has invested in new firefighting equipment to best serve its residents; it also needs to invest in an off-site back up record keeping system.

The differing language of Measure F and Measure B governing the appeals and exception process for property owners presents a unique bureaucratic challenge for the Newcastle Fire Protection District. Nonetheless, it is the Board's responsibility to ensure that each Measure's specific language is followed. With the proper training and written procedures in place, the Newcastle Fire Protection District can improve the accuracy, consistency, and accountability of the Measure F and Measure B appeals and exception process.

## Recommendations

The Grand Jury recommends that:

- R1. Newcastle Fire Protection District adhere to the appeals and exception processes as set forth in Measure F and Measure B.
- R2. The revenue generated from Measure F and Measure B be designated with separate accounting codes in the Newcastle Fire Protection District budget.
- R3. The Newcastle Fire Protection District develop an off-site storage and back-up of assessment records, including appeal and exception requests, in coordination with a recovery plan in the event records are lost or destroyed.
- R4. At least one Board Member and the Fire Chief are cross trained in the operations and calculations of the property owner assessments to ensure accurate processing.
- R5. At least one of the cross trained individuals also check the final calculations for accuracy of any property exceptions.
- R6. To guarantee accuracy, consistency, and transparency to property owners, the Newcastle Fire Protection District publish online, by Assessor Parcel Number, Measure F and Measure B assessments along with all exceptions that have been granted.
- R7. There be a printed form at the Newcastle Fire Protection District office, and available online, for use by property owners in the appeals and exceptions process as outlined in both Measure F and Measure B (See Attachments A and B).
- R8. The Newcastle Fire Protection District implement the 2012-2013 Grand Jury Recommendations #1, #2, and #3 as indicated in their 2013 response to the 2012 - 2013 Grand Jury Final Report.
- R9. The Newcastle Fire Protection District only accept a request for an appeal or exception on an approved written form.
- R10. The Newcastle Fire Protection District provide the property owners an acknowledgement of the original filing of an appeals and/or exception form to improve accuracy, consistency, and transparency.
- R11. The Newcastle Fire Protection District maintain an accurate tracking log, from initiation to outcome, for all appeals and exception requests.

**Request for Responses:**

	<u>Recommendations Requiring Response</u>	<u>Response Due Date</u>
<b>Mr. Jim Jordan</b> Chairman of the Board of Directors Newcastle Fire Protection District 461 Main Street Newcastle, CA 95658	<b>R1-R11</b>	<b>September 30, 2016</b>

**Copies sent to:**

**Mr. Andrew Sisk**  
Placer County Auditor-Controller  
2970 Richardson Drive  
Auburn, CA 95603

**Ms. Kristen Spears**  
Placer County Assessor  
2980 Richardson Drive  
Auburn, CA 95603

**Ms. Jenine Windeshausen**  
Placer County Treasurer-Tax Collector  
2976 Richardson Drive  
Auburn, CA 95603

**Mr. Mitch Higgins**  
Newcastle Fire Chief  
9211 Cypress St.  
Newcastle, CA 95658

## **Attachment A: Measure F Appeal Instructions**

June 3, 1997

Section XIII. Requests for exceptions:

Any property owner who believes that a parcel of property which they own should not be charged as per this schedule must request such exception in writing to the Fire Chief. Such requests for exception shall include the description of the property in question, including the parcel numbers, name of the owner, physical description and location of the property along with a detailed explanation of why this property should be an exception. The Fire Chief shall conduct a through investigation and as soon as possible prepare a recommendation concerning the requested exception. A copy of this recommendation shall be given to the property owner and the matter shall be scheduled for presentation at the next regularly scheduled Meeting of the Board of Directors. The person requesting the exception shall be given notice of the date and time of such review by the Board of Directors and shall be given the opportunity to make a reasonable presentation of the facts and circumstances which in their opinion give rise to the exception. The Chairman of the Board shall direct the time and manner of such presentation. The Board of Directors may determine that additional information is needed, and if so may continue the matter as necessary in order to allow for collection or review of the matter as required for a fair review of the request. The Board shall determine the validity and extent of any exception requested. The decision of the Board is Final. The Board of Directors shall notify the County concerning any change which may result from the decision concerning the tax for the parcels reviewed.

Any exception which has been finally approved by the Board of Directors may be reviewed by them at any time based upon a change in the circumstances which gave rise to the exception, and the Board may determine that based upon changes the property is no longer subject to the exception. In such circumstance, the property owner will be so notified by the Board and may be given opportunity to present information to the Board of Directors. The exception may be reduced or removed entirely. Any such changes would be reflected in the next fiscal year beginning on July 1<sup>st</sup> following the date of such decision by the Board of Directors.

## **Attachment B: Measure B Appeal Instructions**

March 6, 2012

Section 10:

Any property owner who is assessed a special tax as provided for herein may appeal any determination by the District concerning the nature of the use of the property or the calculation of the amount of the tax by filing a notice of appeal with the District offices. Any such appeal shall be filed by December 1<sup>st</sup> of the calendar year for which the tax is levied. The appeal shall be filed on the form provided by the District and shall contain a statement by the property owner as to the nature and basis for the appeal in accordance with District's appeal procedure.

### Attachment C: Auditor-Controller Measure F & B Revenue, Salaries

	FY15/16*	FY14/15	FY13/14	FY12/13	FY11/12	FY10/11	FY09/10	FY08/09	FY07/08	FY06/07	FY05/06	FY04/05	FY03/04	FY02/03	FY01/02	FY00/01	FY99/00	FY98/99
Revenues:																		
Property taxes	126,680	201,769	189,121	196,770	176,902	178,182	166,098	193,172	198,239	190,100	175,497	156,081	145,146	135,070	125,510	116,061	106,095	107,544
Interest	1,893	3,278	3,295	2,733	1,565	3,003	4,442	7,110	7,285	3,301	11,729	6,710	6,973	9,706	13,950	15,619	14,692	6,712
Intergovernmental	940	1,821	1,861	1,914	1,930	1,909	1,805	1,809	1,840	1,857	1,892	1,940	1,935	26,190	2,997	23,563	2,017	1,898
Direct charges - Measure F (1997)	79,475	144,188	139,062	140,074	139,897	136,643	134,583	130,455	130,925	129,298	120,986	116,519	113,602	111,257	108,175	102,625	97,705	96,143
Direct charges - Measure B (2012)	165,076	299,287	283,479	297,877														
Other charges for services	29,288	5,752	17,615	38,437	-	3,014	161	39,282	15,790	-	52,152	65,344	74,122	55,752	87,032	49,398	55,105	31,886
Donations	-	151	35,000	50	-	-	1,271	790	100	-	400	-	-	-	-	-	-	-
Miscellaneous	4,413	15,607	67,363	65,051	26,732	13,196	34,089	82,998	4,676	-	40	-	-	4,277	-	1,241	-	2,500
<b>Total revenues</b>	<b>407,765</b>	<b>671,853</b>	<b>736,796</b>	<b>742,906</b>	<b>347,026</b>	<b>335,947</b>	<b>342,449</b>	<b>455,616</b>	<b>358,855</b>	<b>324,556</b>	<b>362,696</b>	<b>346,594</b>	<b>341,778</b>	<b>342,252</b>	<b>337,664</b>	<b>308,507</b>	<b>275,614</b>	<b>246,683</b>
Expenditures:																		
Salaries and benefits	135,888	274,448	295,780	340,523	260,378	252,016	248,266	240,002	209,738	149,725	165,000	165,000	182,500	180,000	185,361	170,248	150,000	172,907
Services and supplies	147,868	286,647	233,906	176,814	100,649	131,306	146,404	126,954	174,590	98,008	145,572	170,062	116,368	107,776	104,699	88,433	74,934	74,989
Capital assets:																		
Equipment	-	(27,773)	214,315	-	-	-	-	3,810	-	-	52,930	40,828	30,146	18,329	22,708	9,423	36,237	26,280
Buildings and improvements	-	-	-	-	-	-	-	-	-	-	-	-	-	9,965	9,963	528	-	-
<b>Total expenditures</b>	<b>283,756</b>	<b>533,322</b>	<b>744,001</b>	<b>517,337</b>	<b>361,027</b>	<b>383,322</b>	<b>394,670</b>	<b>370,766</b>	<b>384,328</b>	<b>247,733</b>	<b>363,502</b>	<b>375,890</b>	<b>329,014</b>	<b>316,070</b>	<b>322,731</b>	<b>268,632</b>	<b>261,171</b>	<b>274,176</b>
*Note: Through 12/31/15																		

**Attachment D: Newcastle Fire Protection District 2013–2014 Budget and Revenue**

**NEWCASTLE FIRE PROTECTION DISTRICT**

**2014 / 2015 FINAL BUDGET**

**SUB: 360**

DESCRIPTION	2013/2014	2013/2014	2013/2014	2014/2015
REVENUE:	BUDGET	CURRENT	%	BUDGET
6100 General Taxes	\$179,512.00	\$176,121.37	98.1%	\$189,217.00
6106 Railroad Unitary Property	\$195.00	\$194.97	99.9%	\$210.00
6107 Unitary Taxes	\$4,436.00	\$4,436.42	100.0%	\$4,800.00
6108 Property Tax Impounds	\$0.00	-\$5.04	0.0%	\$0.00
6111 Unsecured Taxes	\$4,860.00	\$4,698.31	96.4%	\$4,783.00
6132 Redemption - General	\$0.00	-\$87.22	0.0%	\$0.00
6140 Prior Unsecured	\$0.00	\$512.72	0.0%	\$62.00
6171 Current Supplemental Taxes	\$1,500.00	\$3,233.65	215.6%	\$2,783.00
6196 Prior Supplement Prop. Taxes	\$0.00	\$15.84	0.0%	\$15.00
6199 Prop 1A Suspension	\$0.00	\$0.00	0.0%	\$0.00
6950 Interest Income	\$3,000.00	\$3,628.74	121.0%	\$3,000.00
6957 R&T 5151 Interest Refunded	\$0.00	-\$333.79	0.0%	-\$300.00
7205 Homeowners Property Tax	\$1,835.00	\$1,861.30	101.4%	\$1,788.00
7326 Federal - Other	\$0.00	\$0.00	0.0%	\$0.00
7455 State Match	\$0.00	\$0.00	0.0%	\$0.00
8105 Special Tax	\$422,020.00	\$422,539.85	100.1%	\$423,000.00
8171 Const. Inspection Fees	\$0.00	\$0.00	0.0%	\$0.00
8176 Inspection Fees / Commercial	\$0.00	\$0.00	0.0%	\$0.00
8193 Other Svc's, Strike Team Deployments	\$10,000.00	\$17,614.93	0.0%	\$0.00
8215 Administrative Contract	\$0.00	\$0.00	0.0%	\$0.00
8263 Development Fees	\$0.00	\$0.00	0.0%	\$0.00
8746 Grants-Private Funds	\$0.00	\$0.00	0.0%	\$0.00
8764 Other Misc.	\$35,000.00	\$102,362.84	292.5%	\$30,000.00
<b>TOTAL REVENUE:</b>	<b>\$662,358.00</b>	<b>\$736,794.89</b>	<b>111.2%</b>	<b>\$659,358.00</b>
<b>Transfer From: 2453, 552000, Assign-Con.</b>				
<b>To: 2455 Unassigned Fund Balance</b>	<b>\$100,000.00</b>			<b>\$103,955.00</b>
<b>Estimate Fund Balance:</b>	<b>\$0.00</b>			<b>-\$38,795.00</b>
<b>TOTAL:</b>	<b>\$762,358.00</b>			<b>\$724,517.00</b>
<b>SALARY &amp; WAGES:</b>				
1002 Salaries and Wages	\$210,000.00	\$179,303.90	85.4%	\$210,000.00
1003 Extra Help (Pt. Time)	\$40,000.00	\$19,385.32	48.5%	\$40,000.00
1005 Overtime / Call Back	\$25,000.00	\$20,777.56	83.1%	\$30,000.00
1301 FICA 7.656%	\$23,000.00	\$19,044.02	82.8%	\$21,000.00
1310 Employee Grp. Ins.	\$20,000.00	\$29,011.26	145.1%	\$45,000.00
1315 Workers Comp. Ins.(.0675%)	\$22,000.00	\$28,258.00	128.4%	\$31,000.00
1565 Emp. Ben. (other Agency)	\$0.00	\$0.00	0.0%	\$0.00
<b>TOTAL SALARIES &amp; WAGES:</b>	<b>\$340,000.00</b>	<b>\$295,780.06</b>	<b>87.0%</b>	<b>\$377,000.00</b>

Attachment D (Continued)

**NEWCASTLE FIRE PROTECTION DISTRICT**  
**2014 / 2015 FINAL BUDGET**

SUB: 360

DESCRIPTION	2013/2014	2013/2014	2013/2014	2014/2015
	BUDGET	CURRENT	%	BUDGET
<b>OPERATIONS:</b>				
2017 Uniforms	\$4,000.00	\$3,979.54	99.5%	\$3,500.00
2020 Cloths & Personal Supplies	\$0.00	\$294.26	0.0%	\$0.00
2051 Communications, Tel	\$4,000.00	\$5,718.76	143.0%	\$6,000.00
2140 Insur. Liab. & Gen	\$11,000.00	\$9,613.00	87.4%	\$9,700.00
2290 Equipment - Vehicles	\$15,000.00	\$16,063.30	107.1%	\$12,000.00
2404 Maintenance Services	\$4,000.00	\$579.80	14.5%	\$0.00
2405 Building & Impr. / New Building	\$20,000.00	\$13,308.10	66.5%	\$112,000.00
2422 Medical Oxygen	\$4,000.00	\$1,246.14	31.2%	\$720.00
2439 Dues & Subscriptions	\$500.00	\$1,438.00	287.6%	\$1,600.00
2456 Misc. (Special Exp.)	\$3,000.00	\$3,861.49	128.7%	\$3,000.00
2508 County Coll. Charges	\$7,500.00	\$6,734.63	89.8%	\$6,700.00
2511 Printing Costs	\$500.00	\$1,012.68	202.5%	\$200.00
2517 SB 2557 Co. Cost	\$3,995.00	\$4,045.44	101.3%	\$4,176.00
2521 Operating Supplies	\$1,500.00	\$572.72	38.2%	\$0.00
2522 Supplies (Equip. Misc.)	\$2,000.00	\$2,420.80	121.0%	\$10,000.00
2523 Office Supplies	\$5,500.00	\$6,702.75	121.9%	\$3,500.00
2528 Services / Penryn Contract	\$1,000.00	\$420.00	42.0%	\$75,000.00
2555 Professional Services	\$102,740.00	\$130,894.53	127.4%	\$60,000.00
2770 Gasoline & Oil	\$12,000.00	\$10,033.56	83.6%	\$12,000.00
2772 Other Contract Svcs.	\$0.00	\$0.00	0.0%	\$0.00
2821 Small Equipment (Grant)	\$0.00	\$0.00	0.0%	\$0.00
2831 Precinct Elections	\$0.00	\$0.00	0.0%	\$6,000.00
2840 Special Exp. / Strike Team	\$0.00	\$1,414.78	0.0%	\$0.00
2844 Training	\$3,500.00	\$3,177.00	90.8%	\$3,000.00
2939 Admin. Board Exp. (Dir)	\$1,000.00	\$760.00	76.0%	\$2,200.00
2965 Utilities	\$9,000.00	\$9,463.80	105.2%	\$10,000.00
3547 LAFCO Dues	\$500.00	\$150.75	30.2%	\$221.00
3785 Local Matching Funds (Grants)	\$0.00	\$0.00	0.0%	\$0.00
4455 Fire Equipment	\$206,123.00	\$214,314.98	104.0%	\$6,000.00
<b>TOTAL OPERATIONS:</b>	<b>\$422,358.00</b>	<b>\$448,220.81</b>	<b>104.0%</b>	<b>\$347,517.00</b>
<b>TOTAL EXPENSES:</b>	<b>\$762,358.00</b>	<b>\$744,000.87</b>	<b>97.6%</b>	<b>\$724,517.00</b>
<b>RESERVES:</b>				
<b>2453,514000: General Reserve</b>	<b>\$59,362.00</b>	<b>\$0.00</b>		<b>\$59,362.00</b>
<b>2453,552000: ASSIGN-Contingencies:</b>	<b>\$343,243.08</b>			<b>\$278,084.08</b>
<b>TOTAL:</b>	<b>\$402,605.08</b>	<b>\$0.00</b>		<b>\$337,446.08</b>

**Attachment E: Newcastle Fire Protection District 2014–2015 Budget and Revenue**

**NEWCASTLE FIRE PROTECTION DISTRICT**

2015 / 2016 BUDGET

SUB: 360

DESCRIPTION	2014/2015	2014/2015	2014/2015	2015/2016
REVENUE:	BUDGET	CURRENT	%	BUDGET
6100 General Taxes	\$189,217.00	\$187,410.87	99.0%	\$212,009.00
6106 Railroad Unitary Property	\$210.00	\$212.25	101.1%	\$240.00
6107 Unitary Taxes	\$4,800.00	\$4,849.25	101.0%	\$5,100.00
6108 Property Tax Impounds	\$0.00	-\$19.68	0.0%	\$0.00
6111 Unsecured Taxes	\$4,783.00	\$4,712.62	98.5%	\$4,878.00
6132 Redemption - General	\$0.00	-\$10.25		\$0.00
6140 Prior Unsecured	\$62.00	\$94.10	151.8%	\$77.00
6171 Current Supplemental Taxes	\$2,783.00	\$4,502.30	161.8%	\$4,674.00
6196 Prior Supplement Prop. Taxes	\$15.00	\$17.08	113.9%	\$15.00
6950 Interest Income	\$3,000.00	\$3,506.15	116.9%	\$3,000.00
6957 R&T 5151 Interest Refunded	-\$300.00	-\$228.64	0.0%	\$0.00
7205 Homeowners Property Tax	\$1,788.00	\$1,821.38	101.9%	\$1,800.00
7326 Federal - Other	\$0.00	\$0.00	0.0%	\$0.00
7455 State Match	\$0.00	\$0.00	0.0%	\$0.00
8105 Special Tax	\$423,000.00	\$443,474.25	104.8%	\$443,674.00
8193 Other Svc's, Strike Team Deployments	\$0.00	\$5,751.68	0.0%	\$21,300.00
8215 Administrative Contract	\$0.00	\$0.00	0.0%	\$0.00
8746 Grants-Private Funds	\$0.00	\$0.00	0.0%	\$0.00
8764 Other Misc.	\$30,000.00	\$15,758.45	52.5%	\$5,000.00
<b>TOTAL REVENUE:</b>	<b>\$659,358.00</b>	<b>\$671,851.81</b>	<b>101.9%</b>	<b>\$701,767.00</b>
<b>Transfer To: 2453, 552000, Assign. Conting.</b>				
<b>From: 2455 Unassigned Fund Balance</b>	<b>\$103,955.00</b>			<b>\$60,125.00</b>
<b>Estimate Fund Balance: 2455</b>	<b>-\$38,795.00</b>			<b>\$175,915.00</b>
<b>TOTAL:</b>	<b>\$724,517.00</b>			<b>\$817,558.00</b>
<b>SALARY &amp; WAGES:</b>				
1002 Salaries and Wages	\$210,000.00	\$149,290.61	71.1%	\$230,000.00
1003 Extra Help (Pt. Time)	\$40,000.00	\$19,043.79	47.6%	\$40,000.00
1005 Overtime / Call Back	\$30,000.00	\$44,101.63	147.0%	\$45,000.00
1301 FICA 7.656%	\$21,000.00	\$18,975.85	90.4%	\$26,000.00
1310 Employee Grp. Ins.	\$45,000.00	\$9,712.21	21.6%	\$25,000.00
1315 Workers Comp. Ins.(.0675%)	\$31,000.00	\$30,112.00	97.1%	\$32,000.00
1565 Emp. Ben. (other Agency)	\$0.00	\$0.00	0.0%	\$0.00
<b>TOTAL SALARIES &amp; WAGES:</b>	<b>\$377,000.00</b>	<b>\$271,236.09</b>	<b>71.9%</b>	<b>\$398,000.00</b>

Attachment E (continued)

NEWCASTLE FIRE PROTECTION DISTRICT

2015 / 2016 BUDGET

SUB: 360

DESCRIPTION	2014/2015	2014/2015	2014/2015	2015/2016
	BUDGET	CURRENT	%	BUDGET
<b>OPERATIONS:</b>				
2017 Uniforms	\$3,500.00	\$1,935.74	55.3%	\$4,000.00
2051 Communications, Tel	\$6,000.00	\$4,924.94	82.1%	\$5,000.00
2140 Insur. Liab. & Gen	\$9,700.00	\$8,289.00	85.5%	\$8,500.00
2290 Equipment - Vehicles	\$12,000.00	\$11,246.07	93.7%	\$22,000.00
2405 Building & Impr. / New Building	\$112,000.00	\$106,507.95	95.1%	\$144,000.00
2422 Medical Oxygen	\$720.00	\$582.43	80.9%	\$720.00
2439 Dues & Subscriptions	\$1,600.00	\$1,751.00	109.4%	\$1,800.00
2456 Misc. (Special Exp.)	\$3,000.00	\$1,560.69	52.0%	\$3,000.00
2508 County Coll. Charges	\$6,700.00	\$4,449.98	66.4%	\$6,700.00
2511 Printing Costs	\$200.00	\$140.83	70.4%	\$200.00
2517 SB 2557 Co. Cost	\$4,176.00	\$4,175.87	100.0%	\$4,950.00
2522 Supplies (Equip. Misc.)	\$10,000.00	\$7,698.46	77.0%	\$11,000.00
2523 Office Supplies	\$3,500.00	\$4,293.23	122.7%	\$4,000.00
2528 Services / Penryn Contract	\$75,000.00	\$93,750.00	100.0%	\$105,000.00
2555 Professional Services	\$60,000.00	\$24,308.10	40.5%	\$45,000.00
2770 Gasoline & Oil	\$12,000.00	\$8,699.08	72.5%	\$12,000.00
2772 Other Contract Svcs.	\$0.00	\$0.00	0.0%	\$0.00
2821 Small Equipment (Grant)	\$0.00	\$0.00	0.0%	\$0.00
2831 Precinct Elections	\$6,000.00	\$4,236.25	70.6%	\$0.00
2840 Special Exp. / Strike Team	\$0.00	\$0.00	0.0%	\$20,000.00
2844 Training	\$3,000.00	\$1,170.00	39.0%	\$4,000.00
2939 Admin. Board Exp. (Dir)	\$2,200.00	\$1,360.00	61.8%	\$2,200.00
2965 Utilities	\$10,000.00	\$7,890.74	78.9%	\$10,000.00
3547 LAFCO Dues	\$221.00	\$220.59	99.8%	\$488.00
3785 Local Matching Funds (Grants)	\$0.00	\$0.00	0.0%	\$0.00
4455 Fire Equipment	\$6,000.00			\$5,000.00
<b>TOTAL OPERATIONS:</b>	<b>\$347,517.00</b>	<b>\$299,190.95</b>	<b>71.4%</b>	<b>\$419,558.00</b>
<b>TOTAL EXPENSES:</b>	<b>\$724,517.00</b>	<b>\$542,654.05</b>	<b>74.9%</b>	<b>\$817,558.00</b>
<b>RESERVES:</b>				
2453,514000: General Reserve	\$59,362.00	\$59,362.00		\$59,363.00
2453,552000: ASSIGN-Contingencies:	\$239,288.08	\$239,288.08		\$299,412.08
<b>TOTAL:</b>	<b>\$298,650.08</b>	<b>\$298,650.08</b>		<b>\$358,775.08</b>



## **PLACER COUNTY GRAND JURY**

# **Placer County Code Enforcement Complaint Feedback and Tracking**

## **Inconsistency and Confusion**

# **Placer County Code Enforcement Complaint Feedback and Tracking**

## **Inconsistency and Confusion**

### **Summary**

Placer County Code Enforcement does not consistently respond back to the originator of a citizen complaint. Citizens are concerned that their complaints are not being addressed. The Grand Jury undertook an investigation into Placer County Code Enforcement Division's policy for supplying responses to citizens complaints and whether or not they have a process for tracking complaints and resolutions.

The Grand Jury found the Placer County Code Enforcement unit has been neglected by its parent department, the Placer County Community Development Resources Agency. The Code Enforcement unit is understaffed and deprived of important case management software training. This has resulted in a burgeoning complaint load for each Code Enforcement Officer, slow response times to complaints and a lack of data to properly review the efficiency and effectiveness of the department's operation.

The Grand Jury recommends that the Code Enforcement unit be brought up to full staffing levels to include a Code Enforcement Technician and a clerical staff position. In addition, the department must develop a process for tracking complaints until the Accela program is adapted to completely handle the Code Enforcement unit's daily tasks. Finally, the Board of Supervisors should ensure that the Code Enforcement department of the Community Development Resources Agency is adequately funded. These funds are necessary to hire critical staff and utilize the basic Code Enforcement software in Accela.

### **Background**

The Grand Jury investigated whether Placer County Code Enforcement Division has a policy in regards to supplying responses to customer complaints. If such a policy exists, how effectively is it being implemented? Finally, do they have a process for tracking complaints and resolutions?

Code Enforcement is a department within the Placer County Community Development Resource Agency that also regulates land use and development in the unincorporated areas of Placer County. Code Enforcement's primary mission is to ensure compliance with the County Code and nuisance abatement ordinances. Code Enforcement Officers will respond to health and safety violations they may witness. Otherwise, their investigations are primarily initiated by complaints that residents (reporting party) submit directly to them.

Placer County residents can be frustrated when they do not know the status or outcome of a complaint which they have filed with the County Code Enforcement Division. The reporting party is not notified if the complaint has been received, nor are they advised if the complaint has been referred to another department for review. It is up to the reporting party to take the initiative to learn the status of their complaint.

Placer County Community Development Resource Agency uses a data management software package called Accela. Accela is an enterprise software solution with numerous preconfigured packages for private business and government organizations to manage core applications such as land management, licensing, asset management, and public health and safety data. Accela can be modified and tailored for the specific requirements of the agency and allows for public access to some functions. Other county governments utilize the Accela platform to track and resolve code enforcement complaints.

## **Investigation Methods**

- Interviewed staff of the Placer County Code Enforcement department
- Reviewed Placer County Code Enforcement website
- Interviewed managers of the Community Development Resource Agency
- Reviewed data provided

Two members of the Grand Jury were recused to avoid any conflict of interest and the appearance of bias.

## **Facts**

- There are three funded Code Enforcement Officer positions.
- Code Enforcement has a funded, permanent, full-time clerical position that is not filled.
- Code Enforcement contracts with a temporary staffing agency to provide a temporary part-time clerical position.

- Code Enforcement division is overseen by a supervisor who splits time with grading inspection.
- Code Enforcement receives 60 to 80 new complaints per month.
- Current staffing levels require Code Enforcement Officers to carry 80 to 100 open complaints at any given time.
- Historically there was a Code Enforcement Technician position to provide office support but this position is currently unfunded.
- Code Enforcement used to send the reporting party a notification that their complaint had been received. However, they no longer notify the reporting party that they have received a complaint, will investigate it, or the final disposition of the complaint.
- Complaints are assigned to Code Enforcement Officers based on an Assessor's Parcel Number corresponding to the geographical area covered by each of the Code Enforcement Officers
- Complaints are prioritized based on the nature of the complaint. For example, health and safety violations take top priority while complaints regarding sign compliance receive the lowest priority.
- The temporary clerical staff person in consultation with one of the Code Enforcement Officers makes the determination of the priority and assignment.
- Complaints are entered into a database, known as Accela, which assigns a complaint number.
- There has been limited or no training for the Code Enforcement Officers on the use of the Accela database.
- Rather than manage their caseload with Accela, Code Enforcement Officers rely on written notes in paper files.
- There is no tracking of complaints assigned to individual Code Enforcement Officers.
- Data was requested from 2015 Code Enforcement complaints but the Grand Jury was advised it would take several months to compile a list of all complaints, their disposition and any final resolution of the complaint.
- One Code Enforcement Officer is assigned on a rotating basis to be on-call each weekend for event complaints.
- The Code Enforcement office is sometimes left unattended during regular business hours.

## Findings

The Grand Jury found:

- F1. Substantiated complaints within Code Enforcement's jurisdiction can take six to twelve months to bring to resolution.
- F2. The Accela database is not being used to its full potential to track the status, age, or resolution of a complaint.
- F3. There is no mechanism in place to determine how many complaints are open or closed.
- F4. The public may find that there is no staff from Code Enforcement available at the office during business hours to answer their questions.
- F5. Code Enforcement Officers must spend part of their time helping and training the temporary part-time clerical worker to research and identify complaints for processing.
- F6. The Code Enforcement department is understaffed for the volume of complaints that are received.
- F7. The Code Enforcement department does not have a full-time supervisor.
- F8. The Code Enforcement department has abandoned any attempt to communicate with the reporting party about the status of their complaint. The reporting party is not informed if the complaint has been received, if the complaint has been dismissed, has been directed to a different department or is currently under investigation.
- F9. Lack of a comprehensive tracking program for complaints severely limits management's ability to evaluate the effectiveness and efficiency of the department's operation.
- F10. Because there is no Code Enforcement Technician and a permanent full-time clerical support staff position has not been filled, Code Enforcement Officers spend more time managing operations and less time resolving complaints.

## Conclusion

While the Code Enforcement department is comprised of dedicated and hardworking staff members, the operations and management seem to be dysfunctional. There is no central coordination or tracking of complaints. Management does not know how many complaints are open, the disposition of those complaints, nor the manner in which they were resolved. Without meaningful data regarding the productivity of the department, it is doubtful that management can make any assessments about the efficiency and effectiveness of the Code Enforcement department. Without operational data, funding and staffing levels cannot be properly assessed and/or addressed.

The process of investigating and resolving code violations can be complicated. It can take several months for a Code Enforcement Officer working with a property owner to satisfactorily resolve a violation. However, the complicated nature of resolving verifiable code violations does not absolve either the Code Enforcement department or the Community Resource Development Agency from their responsibility to communicate with the reporting party and to track complaints. Placer County should make a commitment to its citizens to provide an efficient and consistent Code Enforcement department.

## **Recommendations**

The Grand Jury recommends that the department:

- R1. Have the Code Enforcement Supervisor's sole responsibility be to manage this department.
- R2. Implement a standard procedure to issue a Letter of Receipt to the complainant, within 10 days of complaint receipt. The letter should indicate if the complaint:
  - Will be actively investigated
  - Is outside the scope of Code Enforcement
  - Has been forwarded to another departmentInclude general information regarding the code enforcement process with the letter.
- R3. Staff the full-time positions of Code Enforcement Technician and permanent clerical support.
- R4. Develop and integrate a complaint tracking system in the Community Development Resources Agency's Accela software program.
- R5. Implement training of Code Enforcement staff to use the Accela complaint tracking system.
- R6. While R4 and R5 are in the process of being implemented, create an independent tracking system, such as a simple spreadsheet, for management to review, which lists all incoming complaints, dispositions and final resolutions.

## Request for Responses

	<u>Recommendations Requiring Response</u>	<u>Response Due Date</u>
<b>Mr. Michael Johnson</b> Director, Placer County Community Development Resource Agency 3091 County Center Drive Suite 140 Auburn, CA 95603	<b>R1 – R6</b>	<b>August 31, 2016</b>

### Copies sent to:

**Placer County Board of Supervisors**  
175 Fulweiler Avenue  
Auburn, CA 95603

**Mr. Tim Wegner**  
Manager, Placer County Building Services Division  
3091 County Center Drive  
Auburn, CA 95603

**Mr. Ted Rel**  
Supervisor, Placer County Code Enforcement Department  
3091 County Center Drive Suite 160  
Auburn, CA 95603

**Mr. David Boesh**  
Executive Officer, Placer County  
175 Fulweiler Avenue  
Auburn, CA 95603



## PLACER COUNTY GRAND JURY

# Placer County Implements Assisted Outpatient Treatment “Laura’s Law”

## **Placer County Implements Assisted Outpatient Treatment “Laura’s Law”**

### **Summary**

Assisted Out-Patient Treatment, commonly known as Laura’s Law<sup>1</sup>, is intended to provide case management and other mental health services to individuals 18 and older who would otherwise not seek or follow through on obtaining mental health services. In addition to other criteria, these individuals are suffering from a mental illness, are unlikely to survive safely in the community without supervision, and the individual’s condition is substantially deteriorating. As a result, they are in need of assisted outpatient treatment.

The Placer County Board of Supervisor’s adopted Laura’s Law in August of 2014. Following the planning process, the program was implemented on January 1, 2015.

To date, Laura’s Law has proven to be a useful tool within the county. Placer County has successfully planned for and implemented Laura’s Law. The exception to this is the need for a greater public awareness effort focused on Laura’s Law.

### **Background**

A citizen’s complaint triggered the Grand Jury’s interest in the mental health conservancy process in Placer County. After initial review the Grand Jury focused on a sub-section of the conservatorship process, specifically the planning and implementation of Laura’s Law.

In August, 2014 Placer County became the sixth county in California to adopt Laura’s Law (Welfare and Institutions Code 5346). This law authorizes court-ordered assisted outpatient treatment of residents with severe mental illnesses who have significant mental health treatment needs but do not meet the 5150<sup>2</sup> requirements that justify hospitalization. After a six month planning process, the structure and services related to the law were implemented by Placer County in January, 2015.

---

<sup>1</sup> California W&I Code Section 5346-5349.5

<sup>2</sup> Section 5150 is a section of the California Welfare and Institutions Code which authorizes a qualified officer or clinician to involuntarily confine a person suspected to have a mental disorder that makes him or her a danger to him or herself, a danger to others, and/or gravely disabled. A qualified officer, which includes any California peace officer, as well as any specifically designated county clinician, can request the confinement after signing a written declaration).

Assisted Out-Patient Treatment, commonly known as Laura's Law, is intended to provide case management and other services to individuals 18 and older who would otherwise not seek or follow through on obtaining mental health services. The legislation resulted from the homicide of a mental health worker and two others by an individual who was a mental health patient in Nevada County, California. Implementation of the law is voluntary for California counties. Similar legislation has been passed and implemented in other States.

## **Investigation Methods**

The 2015-2016 Grand Jury reviewed and researched the planning for implementation and early operational experience of the program in Placer County. This included:

- Current state and county laws, regulations, and processes
- Participation by other county and local governments
- Participation by community organizations and mental health advocates
- Early data and assessments of program outcomes
- Current Placer County public education efforts
- First responder training (police, fire, etc.)

The grand jury interviewed management staff of Placer County Health and Human Services to determine the structure and integration of the complex issues involved in providing mental health support services and mental health conservatorship to those in need.

One member of the Grand Jury was recused to avoid any conflict of interest and the appearance of bias.

## **Facts**

- Laura's Law, Assembly Bill 1421, Statutes of 2001/02, enacted at W&I Code Sections 5345-5349.5, was signed into law by the Governor of California on September 28, 2002.
- Laura's Law provides for court ordered outpatient treatment for those 18 and older who are not currently meeting the threshold of being a threat to themselves or others. Laura's Law is intended to provide case management and other mental health services to individuals who would otherwise not seek or follow through on obtaining mental health services. In addition to other criteria, these individuals are suffering from a mental illness, are unlikely to survive safely in the community without supervision, and the individual's condition is substantially deteriorating. As a result, there is a need for assisted outpatient treatment.
- County implementation of the Laura's Law is optional under the statute.

- Laura’s Law was adopted by Placer County in August, 2014, with an implementation date of January 1, 2015.
- The data used in this report reflects the limited time Laura’s Law has been in effect in Placer County.
- The law allows providers and/or family members to participate in treatment planning and delivery without the patient's consent.
- Laura's Law is a civil rather than a criminal matter. Legal counsel represents the client. The District Attorney is not involved.
- The County Public Guardian provides services and fiduciary responsibilities to clients who are in conservatorships. There are currently two types of mental health conservatorships: Probate and the Lanterman, Petris, Short Act (LPS).<sup>3</sup>
  - a) Probate involves clients with cognitive disabilities and/or low income possessing little property, or those who are aged and unable to handle their affairs.<sup>4</sup>
    - Placer County had 41 Probate cases in fiscal year 2014-2015
  - b) LPS involves conservatorship for a person and/or his or her estate if the person is gravely disabled as a result of a mental health disorder or impairment by chronic alcoholism.<sup>5</sup>
    - Placer County had 67 LPS cases in fiscal year 2014-2015
- The Probate process usually starts with identification of need by a friend, family member, or Placer County Adult Systems of Care staff.

---

<sup>3</sup> The Lanterman–Petris–Short (LPS) Act (California Welfare & Institutions Code, Section 5000 et seq.) concerns the involuntary civil commitment to a mental health institution in the State of California. The act set the precedent for modern mental health commitment procedures in the United States.

<sup>4</sup> Probate Code Section 1801: Probate conservatorship may be established when a person is unable to provide for their physical health, food, clothing or shelter, or unable to manage their estate due to cognitive impairment.

<sup>5</sup> California Welfare & Institutions Code, Sections 5008, 5350

- The LPS process usually starts with a referral from Cirby Hills<sup>6</sup> for an assessment of a person’s mental ability to care for themselves, or their need for mental health treatment. Mental Health staff has the authority to refer a client for a court determination of the need for legal conservatorship. The LPS process is oriented to client needs and rights. It includes client rights advocates, family, County Counsel, Public Defender, law enforcement, mental health professionals and a judge.
- Laura’s Law is a further step that can be implemented under the LPS Act.
- The planning process of implementing Laura’s Law involved the joint effort of:
  - County mental health services
  - Adult Systems of Care
  - Placer County Mental Health, Alcohol and Drug Board
  - Law enforcement
  - County courts
  - Cirby Hills
  - Turning Point<sup>7</sup>
  - Mental health advocates
  - Public Defender
  - County Counsel
- Law enforcement training on Laura’s Law is included in the “Crises Intervention Academy” curriculum that is provided by Placer County Health and Human Services. Ongoing mental health training for law enforcement includes information on Laura’s Law.

---

<sup>6</sup> (<http://www.telecarecorp.com/programs/30>) Telecare Corporation and Placer County, California, jointly operate a 16-bed Psychiatric Health Facility (PHF) that provides psychiatric treatment services for adults who are in an acute phase of their psychiatric illness. The PHF is located within Placer County’s Mental Health Services building in Roseville, California and is referred to as Cirby Hills. The building also houses a 15-bed social rehabilitation facility and the mental health emergency intake department. This service configuration optimizes rapid accessibility to the most appropriate level of care and provides continuity within Placer County’s system of care. The PHF is licensed through the California Department of Mental Health under Title XXII of the California Code of Regulations.

<sup>7</sup> (<http://www.tpcp.org/about>) From this website: “Turning Point Community Programs began in 1976 with a unique vision about offering caring, hope, respect, and support on the path to recovery and mental health. From small beginnings as an agency with only two full-time employees, Turning Point now serves close to 5,000 mental health consumers in seven counties each year.

Many of our employees include folks in recovery who are able to encourage and offer hope to others. Innovation and striving for excellence are hallmarks of Turning Point.”

- As of the date of the writing of this report there have been ten client referrals pursuant to Laura's Law:
  - One resulted in a court order for Assisted Outpatient Treatment that expired after 6 months, and was not renewed.
  - One client failed to comply with the court order and the court is considering further action.
  - Two are currently in jail with voluntary agreements to participate in treatment upon release.
  - Six opted for voluntary treatment without going to court.
- The County's planning estimate for January 2015 through June 2015 was a total of 20 referrals to Laura's Law.
- County efforts to publicize Laura's Law and its effects:
  - Press releases
  - Presentations to and training of law enforcement
  - Presentations to local mental health advocates
  - Hand outs at local events (e.g. Gold Country Fair)
  - Creation and limited distribution of a county mental health brochure entitled "Placer County Assisted Outpatient Treatment"
- Except for informational cards to Emergency Medical Technicians (EMTs), the county has not done extensive outreach regarding Laura's Law to the general public, schools, colleges or private medical professionals. The county is currently considering expanding this effort but no specific plan has been developed.

## Findings

- F1. When the Placer County Board of Supervisors adopted Laura's Law, Placer County moved quickly and comprehensively to plan for and implement this program.
- F2. Laura's Law is an effective legal option in delivering needed mental health services in Placer County.
- F3. Laura's Law has been useful in encouraging voluntary participation in mental health services.
- F4. There has been limited usage of Laura's Law since its implementation.
- F5. There has been insufficient outreach to medical and educational professionals and the general public beyond the limited distribution of a basic flyer.

## Conclusion

To date, Laura's Law has proven to be an effective option to support client participation in outpatient mental health services. Placer County successfully planned for and implemented Laura's Law with the noted exception of the public awareness effort.

## Recommendations

The Grand Jury recommends that:

- R1. Placer County Health and Human Services expand current information outreach efforts to make medical and education professionals, as well as the general population, more aware of Laura's Law. This would include the Law's benefits, qualifications and operational policies.

## Request For Responses:

	<u>Recommendations Requiring Response</u>	<u>Response Due Date</u>
<b>Mr. Jeff Brown</b> Director, Health and Human Services 3091 County Center Drive #290 Auburn, CA, 95603	<b>R1</b>	<b>August 31, 2016</b>

## Copies sent to:

**Ms. Maureen Bauman**  
Director, Placer County Adult System of Care  
11512 Ave B  
Auburn, CA, 95603

**Mr. David Boesch**  
Chief Executive Officer, Placer County  
175 Fulweiler Ave.  
Auburn, CA 95603



## PLACER COUNTY GRAND JURY

# **Sheriff's Office**

## **Policies, Procedures and Training**

### **Related to Use of Force and Complaint Process**

# **Sheriff's Office Policies, Procedures and Training**

## **Related to Use of Force and Complaint Process**

### **Summary**

The Grand Jury undertook an investigation consisting of a review of the policy and procedures of the Placer County Sheriff's Office and training pertinent to the use of reasonable and acceptable force by law enforcement officers. The Grand Jury also investigated the Placer County Sheriff's Office procedures for receiving, investigating and resolving all complaints, including use of force.

The Grand Jury reviewed:

- The Placer County Sheriff's Office use of force policy
- The Placer County Sheriff's Office training and procedures regarding use of force
- The Placer County Sheriff's Office complaint submittal and investigation process

The Grand Jury found that the Placer County Sheriff's Office has a written policy regarding the complaint process and a written policy regarding use of force. The deputies receive training related to these policies. The Placer County Sheriff's Office has a process in place for responding to complaints.

### **Background**

In light of recent national attention related to law enforcement's alleged use of excessive force, the Placer County Grand Jury undertook an investigation of the Placer County Sheriff's Office policy, training, and procedures regarding use of force.

The Grand Jury also reviewed the Placer County Sheriff's Office complaint submittal and investigation process.

### **Investigation Methods**

The investigation was performed through:

- Interviews with various levels of Placer County Sheriff's Office personnel
- Review of Placer County Sheriff's Office written policies and procedures
- Review of information regarding Placer County Sheriff's Office training
- Review of data relating to complaints against Placer County Sheriff's Office

## Glossary

The following definitions are from **The Placer County Sheriff's Office Administrative Investigation Manual**:

- **Internal Affairs Finding “Non Sustained /Unfounded”**: The investigation conclusively proved that the act, or acts, complained of did not occur, or the member(s) named in the complaint were not involved in the alleged misconduct.
- **Internal Affairs Finding “Non Sustained /Exonerated”**: The act(s) which provided the basis for the complaint occurred; however, the investigation revealed that such act(s) were justified, lawful, and proper.
- **Internal Affairs Finding “Not Sustained/Inconclusive”**: The investigation failed to clearly prove or disprove, by a preponderance of the evidence, the allegation(s) made in the complaint.
- **Internal Affairs Finding “Sustained”**: The investigation disclosed sufficient evidence to prove the allegation(s) made in the complaint.
- **Internal Affairs Finding “Frivolous”**: The complaint is totally and completely without merit or for the sole purpose of harassing an opposing party.

## Facts

- Force, as defined by Placer County Sheriff's Office, is the use of verbal commands, physical power, strength, a weapon or other device. Force is used to overcome, control, or restrain, a person or to otherwise overcome resistance. Improper force occurs when the type or degree of force employed was either excessive or unreasonable.
- It is Placer County Sheriff's Office policy that officers shall use only that amount of force reasonable and necessary to bring an incident under control.
  - The perspective of an officer, on the scene at the time of the incident, is the most important component in determining whether the use of force was proper and reasonable.

- It is the policy of this organization that officers shall use only that amount of force that reasonably appears necessary, given the facts and circumstances perceived by the officer at the time of the event, to effectively bring an incident under control.<sup>1</sup> While various levels of force exist, only that level of reasonable force to successfully accomplish the law enforcement purpose shall be used.
  - Levels of resistance include:
    - Non-compliance
    - Active resistance
    - Assaultive
    - Life-threatening
  - Levels of force include:
    - Verbal commands
    - Control holds and physical techniques
    - Use of devices to secure compliance and control of situation
    - Use of personal body weapons in self-defense to gain advantage
    - Utilizing firearms or any other available weapon, including K-9 officers, or other action in defense of self or others
    - Lethal force
- All use of force, above verbal, requires a written report detailing the circumstances.<sup>1</sup>
  - Reports are reviewed by the Undersheriff
  - Reports are retained for six years.
  - The retention of reports assists in the tracking of incidents of use of force.
  - The retention of reports also aids in detecting any propensity toward excessive use of force by individual officers and the overall department.
- Interviewees stated that officers are obligated to report alleged improper use of force by other law enforcement personnel. Failure to do so can result in disciplinary action.
- The use of improper force by any member of the Placer County Sheriff's Office against any person is not tolerated.<sup>1</sup>
- Sheriff's deputies receive training in use of force while enrolled in Police Officer Standard Training.

---

<sup>1</sup> Placer County Sheriff's Office General Orders - Oper 1 – Use of Force 1 - Title: Use Of Force - Effective: 1/1/2015

- Officers participate in ongoing training at daily roll-call which includes:
  - Reviews and discussions of policies and procedures
  - Effective use of equipment
  - Training videos
  - Media reported/recorded incidents
  - New case law and legislation
- In addition to training for all law enforcement, as required by the California Commission on Peace Officer Standards and Training (Police Officer Standard Training), the Placer County Sheriff's Office has an Advanced Officer Training Cycle the first four months of each year. Advanced Training takes place for 10 hours every two weeks.
  - Advanced Training includes topics such as:
    - Report writing
    - K-9's
    - Instruction on the proper use of different weapons
      - Teargas or sprays
      - Batons
      - Tasers
      - Firearms
- Officers are certified yearly on weapons.
- The Placer County Sheriff's Office does not have a separate Internal Affairs Division that would investigate complaints. All supervisory officers are trained in Internal Affairs Investigations.
- The Internal Affairs Investigation training received by Placer County Sheriff's office is certified by the California Commission on Peace Officers Standards & Training. This training is provided by various external organizations.
  - The instructing organizations include California Peace Officers Association, the Peace Officers' Research Association of California, California State University Long Beach, Riverside County Sheriff's Office, Alameda County Sheriff's Office, and Fresno City College among others.
- The Sheriff's Office policy on handling of complaints complies with the California Penal Code.
- The Placer County Sheriff's Office requires that a citizen complaint be filed on a complaint form that is available for pick up at the Sheriff's Office, available online or mailed upon request.
- However, complaints alleging use of force are investigated, whether the source is anonymous, a private citizen, or internal.

- A letter verifying receipt of complaint is sent to complainant.
- The Placer County Sheriff's Office policy is to keep the complaint review process isolated from the direct chain of command of the personnel involved in the complaint. The complaint submittal and review process includes the following steps:
  1. Complaint is forwarded to the Undersheriff for review
  2. Undersheriff assigns complaint to a Sergeant
  3. Sergeant gathers facts and forwards to a Lieutenant for review
  4. Lieutenant determines if there is a violation of policy
  5. Lieutenant sends findings to a Captain
  6. Per the Placer County Sheriff's Office's policy, the Captain makes one of the following determinations:
    - Non Sustained /Unfounded
    - Non Sustained /Exonerated
    - Not Sustained/Inconclusive
    - Sustained
    - Frivolous
  7. Sheriff's Office maintains an internal tracking system of complaint resolutions with the above classifications.
- If a violation is sustained a discipline may be imposed.
  - If the discipline is a demotion, discharge, or a suspension of over three days:
    - A Personnel Review Committee consisting of County Counsel, Risk Management, Personnel and County Executive Officer is convened to review elements of the violation.<sup>2</sup>
    - A hearing must be offered to the employee during a discipline process.<sup>3</sup>
    - An officer being investigated is protected under the Police Officers Bill of Rights.
    - The Placer County Code applies when discipline is being imposed.
- Pursuant to Penal Code Section 832.7(e)(1), at the conclusion of the investigation, a letter is sent to the complainant indicating the determination. The letter excludes details of the investigation. There is no appeal as this is the final step in the complaint review process.
- To facilitate more effective communication and more positive interaction with the public, Placer County Sheriff's Office deputies are encouraged to volunteer and engage in community outreach activities.

---

<sup>2</sup> Placer County Code Section 3.08.1200

<sup>3</sup> See *Skelly v. State Personnel Board* (15 Cal. 3d 194) – Not applicable to the rank of Lieutenant or above.

## Findings

The Grand Jury found that:

- F1. The Placer County Sheriff's Office has a written policy outlining the use of force. Force and levels of force are well defined and communicated to officers. The ramifications of unnecessary use and abuse of force are also communicated to officers.
- F2. Placer County Sheriff's Officers are trained as to when and how force may be employed and are required to adhere to written departmental policy and procedures.
- F3. The use of improper force by any member of the Placer County Sheriff's Office against any person is not tolerated.
- F4. The Placer County Sheriff's Office has a structured and well defined procedure for receiving, investigating and resolving complaints.
- F5. Placer County Sheriff's Office is proactive in maintaining a positive relationship with the community.

## Conclusion

The Grand Jury concludes that Placer County Sheriff's Office's internal policy, training, and procedures regarding use of force, and complaint submittal and investigation process, demonstrates a positive level of dedication and professionalism.

The Grand Jury concludes that the Placer County Sheriff's Office has a procedure for receiving and processing complaints that meets or exceeds state requirements.

The Grand Jury concludes that the Placer County Sheriff's Office has developed and implemented an appropriate policy pertinent to the use of force.

This Grand Jury concludes that the Placer County Sheriff's Office is well aware of the need for, and places a high priority on, trust between citizens and law enforcement personnel.

## Recommendations

The Grand Jury has no recommendations.

**Request for Responses:**

	<u>Recommendations Requiring Response</u>	<u>Response Due Date</u>
No Response Required	-	-

**Copies sent to:**

**Mr. Edward Bonner**

Placer County Sheriff-Coroner-Marshall  
2920 Richardson Drive  
Auburn, CA 95603

**Mr. David Boesch**

Placer County CEO  
175 Fulweiler Avenue  
Auburn, CA 95603

**Placer County Board of Supervisors**

175 Fulweiler Avenue  
Auburn, CA 95603



## PLACER COUNTY GRAND JURY

# Auburn Police Department and Holding Facility

## Annual Inspection



# **Auburn Police Department and Holding Facility**

## **Annual Inspection**

### **Summary**

The Placer County Grand Jury conducted its annual inspection and tour of the City of Auburn Police Department (APD) and holding facility on September 11, 2015. This facility is located at 1215 Lincoln Way, Auburn. The Grand Jury was generally satisfied with the conditions and operations that were observed, except for the recommendations noted.

### **Background**

Section 919(b) of the California Penal Code mandates that “The Grand Jury shall inquire into the condition and management of public prisons within the county.”

### **Investigation Methods**

Chief of Police, John Ruffcorn and Lieutenant Victor Pecoraro led members of the Grand Jury through the facility as they conducted their mandated inspection.

### **Facts**

- The APD includes dispatch, officer work stations, interviewing rooms, a sally port (sally port is a secure, controlled entryway to a prison), and evidence storage.
- No detainees were present during the inspection. The premises are seldom used for holding detainees. Booking is done at the Placer County Main Jail in Auburn.
- When juveniles are detained as a result of minor infractions, parents or caretakers are contacted and the juvenile briefly remains at the facility pending release to the parent or caretaker. When a juvenile is detained for a more serious offense they are transported to the county juvenile detention facility.
- The detention area is monitored by either the presence of a police officer or via camera from another area of the building.

- The holding area has procedural binders and drug-identifying posters available as quick reference guides.
- On the day of the inspection an electrical extension cord was observed hanging on a make-shift holder on the fire extinguisher door in the sally port. This partially blocked access to the extinguisher and the cord is accessible to detainees.
- On the day of the inspection the exterior of the building including sidewalks, and the public reception area and restrooms were clean and well maintained.
- The Auburn Police Department (APD) currently has a Computer Aided Dispatch (CAD) system that is more than 15 years old. This system does not track law enforcement or emergency vehicle locations, and it does not contain a Records Management System (RMS).
  - Modern law enforcement software is available which contains Global Position Satellite (GPS) systems to allow agencies to track not only their own vehicles, but also those of other law enforcement and emergency response agencies. This allows one agency, when supplying mutual aid, to see what vehicles from another agency have already arrived on a scene. The computer system APD currently has does not have this technology.
  - Modern law enforcement software also integrates RMS so law enforcement records can be more accurately stored, retrieved, and managed. Auburn Police Department's current system does not have this technology. Auburn Police Department's RMS is currently maintained in a separate computer system that does not communicate with their CAD system.
  - The APD is currently working with the Placer County Sheriff's Office, and other districts for which it dispatches, to explore options for a more modern software program. The goal is to identify a system that integrates CAD and RMS and will communicate successfully with those of other local agencies.

## Findings

The Grand Jury found that:

- F1. The combination of a police officer and/or a camera provides adequate monitoring of the detention area.
- F2. An updated Computer Aided Dispatch Software could improve records management, crime mapping, GPS officer location, and various other department functions.

## Conclusion

The Grand Jury was generally satisfied with the operation of the Auburn Police Department facility, although there were some possible safety and operation concerns noted.

## Recommendations

The Grand Jury recommends that:

- R1. The make-shift electrical extension cord holder be removed from the fire extinguisher door in the sally port.
- R2. The APD research and implement a more comprehensive Computer Aided Dispatch System.

## Request For Responses:

	<u>Recommendations Requiring Response</u>	<u>Response Due Date</u>
<b>Mr. John Ruffcorn</b> Public Safety Director, City of Auburn 1215 Lincoln Way Auburn, CA 95603	<b>R1- R2</b>	<b>August 31, 2016</b>

## Copies sent to:

**Mr. Tim Rundel**  
Auburn City Manager  
1225 Lincoln Way  
Auburn, CA 95603

**Dr. Bill Kirby**  
Auburn City Mayor  
1225 Lincoln Way  
Auburn CA 95603



## PLACER COUNTY GRAND JURY

# Placer County Jails and Holding Facilities: A Consolidated Report

## Annual Inspections



# Placer County Jails and Holding Facilities: A Consolidated Report Annual Inspections

## Summary

This report summarizes the Grand Jury inspections conducted at the six Placer County jails and holding facilities:

- Historic Courthouse in Auburn (September 10, 2015)
- Burton Creek Sheriff's Substation in Tahoe City (September 24, 2015)
- South Placer Main Jail in Roseville (October 9, 2015)
- South Placer Minimum Security Facility in Roseville (October 9, 2015)
- Santucci Courthouse in Roseville (October 9, 2015)
- Placer County Main Jail in Auburn (September 21, 2015)

On the whole, the grand jury found these facilities to be clean, secure and well managed. The issues found are addressed in the findings for each facility.

Placer County continues to deal with the results of public safety realignment resulting from AB 109 which sought to reduce the overcrowding of California state prisons by:

- Sentencing less-serious, non-violent offenders, with the exception of sex offenders, to a county jail. Before realignment, any felony sentence of greater than one year would routinely be served in a California state prison.
- Sentencing parole violators to serve their sentences in a county jail instead of returning to a state prison.
- Reduction of some felonies to misdemeanors thereby reducing the term of incarceration.

Proposition 47 passed by voters in the November 2014 election reduced the penalties for drug and other non-violent crimes. Inmates have petitioned to have their convictions reclassified from felonies to misdemeanors, with their sentences reduced. Jail, probation and court personnel are utilized to facilitate this process.

## Background

Section 919(b) of the California Penal Code mandates that "The Grand Jury shall inquire into the condition and management of public prisons within the county."

## Investigation Methods

A Grand Jury inspection team visited each facility, interviewed staff, and observed inmates in housing, work and activity areas.

Inspections were led by the following Placer County Sheriff's Officers:

Historic Courthouse:	Deputy Kathryn Raffetto; Officer David Pabst
Burton Creek Substation:	Captain John Weaver; Lieutenant Fred Guitron; Officer Richard Schnoor
South Placer Main Jail:	Stacey Toy-DeNardi, Compliance Officer; Jake Mucher, Facility Officer
South Placer Minimum Security:	Stacey Toy-DeNardi, Compliance Officer
Santucci Justice Center:	Lieutenant Carol Walsh
Placer County Main Jail:	James Rashid, Compliance Officer; Officer Savage; Officer Mark MacKay, Operations Sergeant

## Facts

- Three of these six facilities (Historic Courthouse, Burton Creek, and Santucci Justice Center) contain temporary holding facilities, used for a few hours, while inmates are awaiting scheduled court proceedings. Court appearances occur between 8:00 a.m. and 4:00 p.m. If an inmate is held through lunchtime, a sack lunch and drink are provided.
- The three other facilities (the two South Placer facilities and the Auburn Main Jail) are designed to house inmates awaiting court dates or serving out their sentences. The longest sentence currently being served in Placer County is eight years.
- All six facilities have a sally port through which inmates are brought into a secure area and then escorted by one or more deputies to a cell.
- All six facilities have a weapons screening device, and all bags are subject to inspection. Each facility has at least one monitoring station with numerous security cameras.
- In holding cells that have a toilet, the toilet is out of direct view of officers and the security camera. Some holding cells are capable of housing multiple inmates. Inmates are checked every 30 minutes, but those on suicide, health and/or safety watch are checked every 15 minutes.

- **The Historic Courthouse** has three holding cells and six courtrooms.
  - Exposed and damaged drywall or plaster was observed on the bottom right of doorjamb upon entering the facility through sally port from outside.
  - All exterior windows are in the process of being replaced for energy efficiency and added security.
  - A defibrillator is available on-site.
  - The rear parking lot where judges park their vehicles has no surveillance camera.
  
- **The Burton Creek facility** was built in 1959. It has four holding cells and one courtroom. Placer County has a contract with the Truckee Jail in Nevada County for housing inmates as needed.
  - The facility is not fully ADA-compliant (some examples: no elevator to the second floor and hallways and bathroom entrances are narrow and will not accommodate a wheelchair). Numerous past grand jury reports have stated the need to replace this facility as the court needs a much larger and more modern way to represent Placer County in the Tahoe Basin.
  - The Sheriff's Department has a program in which patrol vehicles are washed on site by personnel from PRIDE Industries.
  
- The **Santucci Courthouse** opened in 2008, has 12 basement holding cells (connected via a tunnel to the adjacent Main Jail). There are six holding cells between the courtrooms on the first floor, and four holding cells between courtrooms on the second floor, with nine total courtrooms.
  - This facility was built with the future growth of the county in mind.
  
- The **South Placer Main Jail** (the main part of the South Placer Adult Corrections Facility or SPACF) at the Santucci Justice Center opened in May 2014 with 200,000 square feet and a rated capacity of 420.
  - Inmates are screened for mental and physical health at intake. The staff is made aware of inmates with mental and physical health issues and works with these inmates to obtain necessary services. There is an on-site medical wing with staff that provides medical services. Mental Health services are available in person or via video conferencing.

- The floor of the kitchen area has missing, torn, and/or worn non-slip floor tapes in the food storage and preparation areas.
- Cracks in the concrete floor were observed throughout the building.
- Educational and vocational programs have been implemented. Staff stated that they are interested in adding a cake decorating class.
- Officers stated that they are committed to working with inmates to help them be successful upon their release.
- Officers stated that the booking facility will open in the future. Once opened, this will allow officers from the south county area to book at the facility rather than driving to Auburn Main Jail.
- The **South Placer Minimum Security Facility** opened in May 2014. Inmates were moved from the World War II U.S. Army hospital warehouse barracks built in 1941 in the DeWitt Center in Auburn.
  - The facility consists of two pods that can each house up to 60 inmates.
  - Inmates are given the opportunity to do work that can build self esteem, learn new skills, work off time served and gain additional privileges.
- The **Auburn Main Jail** opened in 1985 with a California State Board of Corrections (BOC) rating of 108 inmates, a population which was immediately exceeded. A new housing wing was built in 1992 to bring the rating up an additional 260 beds. This wing contains three medium-security dorms or pods, two with a capacity of 92 inmates each, and one with a capacity of 44 inmates. One maximum-security module has a capacity of 32 inmates. The dormitory housing units are of the direct-supervision type, with a custody officer stationed inside each of the dorms, and indirect supervision from a protected observation booth. With BOC approval, most of the cells have been double-bunked. After the recent Phase I transfer of 120 inmates to South Placer Main Jail, the Auburn facility now houses about 420 medium and maximum-security inmates.
  - Inmates are screened for mental and physical health at intake. The staff is made aware of inmates with mental and physical health issues and work with these inmates to obtain necessary services. An on-site clinic provides medical services. Mental Health services are available in person or via video conferencing.
  - Educational and Vocational Programs are available via a contract with the Sacramento County Office of Education. The focus is on providing basic education and developing computer and job seeking skills.
  - An Inmate Welfare Fund is financed by a small voluntary fee on items purchased from the commissary. This fund is used to purchase educational equipment.

- Inmates are permitted to "govern" some of their own activities (TV programs, etc). They are given the opportunity to earn privileges by following jail rules and lose privileges by not following rules.

## Findings

The Grand Jury found that:

- F1. All six Placer County Jails and Holding Facilities were clean, well maintained and well managed with the exceptions noted. It was apparent that staff takes great pride in their facilities.
- F2. The Burton Creek Substation Jail/Holding Facility is functional and operational, in spite of its age and the fact that it is not ADA compliant. The staff does an exceptional job in utilizing a very outdated facility.
- F3. AB109 has impacted Auburn Main Jail and the South Placer Main Jail. With some inmates now spending up to 8 years in a county facility, long-term rehabilitation and medical services as well as educational/vocational opportunities are more critical than ever.
- F4. The opening of the booking facility at the South Placer Main Jail will enable south county law enforcement officers to return to duty more quickly than the current system. It will also enable smaller facilities run by cities to expedite their own booking routines.
- F5. The floor of the kitchen area in the South Placer Adult Correctional Facility has missing, torn, and/or worn non-slip floor tapes in the food storage and preparation areas.
- F6. The floor in the kitchen area of the South Placer Adult Correctional Facility has cracks that could harbor bacteria.
- F7. On the day of the inspection of the Historic Courthouse, exposed and damaged drywall or plaster was observed on the bottom right of the doorjamb entering the facility through the sally port.

## **Conclusion**

As a result of the shifting of responsibilities from the state to counties, the jail population now consists of individuals incarcerated for more serious offenses and for longer terms. Progress is being made in providing educational, vocational, mental and physical health services. These services are necessary to meet the needs of this evolving inmate population and potentially reduce recidivism rates.

All Placer County Jails and holding cells are secured, well managed, and in overall good condition with the exception of the recommendations noted below.

The limitations of the old Burton Creek facility hinder the county's ability to provide adequate services to the eastern end of the county.

## **Recommendations**

The Grand Jury recommends the following:

### **Auburn Historic Courthouse**

- R1. Repair the drywall or plaster that is exposed on the bottom right of the doorjamb entering the facility from the sally port.

### **Burton Creek**

- R2. Implement changes to make the facility ADA compliant.

### **South Placer Main Jail**

- R3. Repair or replace missing, torn, or worn non-slip floor tapes in the kitchen, food storage, and food preparation areas.
- R4. Repair the floor cracks throughout the building with special emphasis in sealing the cracks in the kitchen area.

### **South Placer Minimum Security Facility**

No recommendations

### **Auburn Main Jail**

No recommendations

### **Santucci Courthouse**

No recommendations

## Request for Responses

	<u>Recommendations Requiring Response</u>	<u>Response Due Date</u>
<b>Mr. Edward Bonner</b> Placer County Sheriff-Coroner-Marshal 2929 Richardson Drive Auburn, CA. 95603	<b>R1, R2, R3, R4</b>	<b>August 31, 2016</b>

### Copies sent to:

**Placer County Board of Supervisors**  
175 Fulweiler Avenue  
Auburn, CA 95603



## PLACER COUNTY GRAND JURY

# Placer County Juvenile Detention Facility

## Annual Inspection



# Placer County Juvenile Detention Facility

## Annual Inspection

### Summary

The 2015-2016 Placer County Grand Jury conducted its annual inspection of the Placer County Juvenile Detention Facility (JDF) on October 21, 2015, led by Facility Superintendent Jeff Cann and Facility Assistant Superintendent Joe Netemeyer. The facility is located at 11260 B Avenue, Auburn and includes a courtroom used for family court, juvenile dependency and juvenile offender hearings.

On the date of inspection the JDF appeared to be clean and well-maintained. The Grand jury feels the staff is knowledgeable about pertinent legal requirements and dedicated to reducing the rate of recidivism. The staff states the focus of the facility is rehabilitation and prevention rather than punishment. They are working with the Placer County Office of Education (PCOE) in providing educational programs that can lead to a high school diploma. One detainee had graduated from high school and was receiving additional instruction in job interview skills, resume writing, foreign languages and general life skills.

The JDF continues the Positive Behavioral Intervention Support (PBIS)<sup>1</sup> program which has been favorably received by the detainees. This program allows detainees to earn privileges and/or small rewards through a merit system, based on good behavior and following the rules of the JDF.

The Grand Jury concludes that the staff and management of the JDF are to be commended for providing continuing educational opportunities, including job seeking skills, for the long term detainees.

### Background

Pursuant to Sec. 919(b) of the California Penal Code, the Placer County Grand Jury is mandated to annually inspect all jails and holding facilities in Placer County. As part of the inspections, the Grand Jury also includes the JDF, a detention facility for juveniles eighteen (18) years of age and younger. The JDF is operated by the Placer County Probation Department in accordance with California Code of Regulations, Title 15, Section 5; Welfare and Institutions Code Section 210; and Juvenile Court law.

---

<sup>1</sup> Positive Behavior Intervention Support is a program developed by the University of Oregon with support from University of North Carolina “to establish the social culture and behavioral supports needed for a school to be an effective learning environment for all detainees.”

According to staff, security has been upgraded with additional video cameras.

The 2014-2015 Grand Jury recommended changes to the grass outdoor recreational area. That area has been reconfigured to provide better security with fewer staff, enabling detainees more time outside. The grass area has been reseeded.

## Investigation Methods

The Grand Jury conducted an on-site inspection of the JDF facilities led by the JDF Superintendent and the Assistant Superintendent. The Grand Jury also interviewed the on-site JDF nurse. The Grand Jury utilized an internal JDF Inspection checklist to track observations made during the course of the inspection.

## Facts

During the inspection the Grand Jury was informed of or observed the following:

- The JDF has a maximum capacity of 78 juveniles, 18 of whom can be housed in Maximum Security. The average daily number of detainees is 22. Both male and female juveniles are housed in the JDF.
- Housing wings are shared by males and females with separation ensured by separate male and female cells designed to prevent line of sight vision with 24/7 on-site supervision by staff.
- The average stay for detainees is 18 days but varies from days to weeks. However, several detainees had been at the facility for a period of months. One detainee has been held in maximum security for three (3) years and is expected to remain several more months.
- The JDF staff is trained in the principles of Trauma Informed Care.<sup>2</sup>
- All minors attend school within the facility unless they have graduated. There is a provision for independent study.
- Instructional staff consists of two accredited special education teachers and one non-accredited teacher (aide).

---

<sup>2</sup> According to the Trauma Informed Care Project (<http://www.traumainformedcareproject.org/index.php>) “Trauma Informed Care is an organizational structure and treatment framework that involves understanding, recognizing and responding to the effects of all types of trauma. Trauma Informed Care also emphasizes physical, psychological and emotional safety for both consumers and providers, and helps survivors rebuild a sense of control and empowerment.”

- School supplies are available.
- General Education Development (GED) preparation is available and some detainees are able to earn high school or college credits during their stay.
- The JDF has a concrete sports court, accessible daily, with a small opening in the roof for sunlight and air. Detainees in the general population also have periodic access to a small garden area.
- There are on-site anger management classes; mental health, drug and alcohol counseling; and a journal writing program that repeat on a regular basis. Staff brings in outside materials to supplement detainees' job skills programs.
- The JDF has social awareness programs and has implemented a merit plan, Positive Behavior Intervention Support (PBIS), which allows detainees to earn additional privileges for good behavior and following rules.
- Because the JDF has excess capacity, it has converted one housing unit into classroom and storage space.
- The staff to detainees ratios meet California State requirements of 1 to 10 during the day and 1 to 30 during sleeping hours.
- Some staff members are multi-lingual. In addition, a language translation phone line is available as needed and some signs are in both English and Spanish.
- The staff includes a diverse mix of gender, race and ethnicity.
- All health and fire inspections are current.
- Food service is provided by the South Placer Jail kitchen and delivered to the JDF. Special dietary requirements for medical conditions, allergies, or religious beliefs are accommodated. The JDF kitchen (reheating) area was clean.
- Meals are served in the dayroom or individual cells, not the cafeteria.
- The cafeteria is utilized for weekend visitations by family members and others with significant relationships to eligible detainees.
- A nurse is on duty from 7am to 7pm, seven days a week. Medical assessments and monitoring of health are provided. Medications are secured and administered by medical staff.
- A doctor visits two days per week.
- Religious programs are provided on a voluntary basis.
- Interior of buildings were clean and well maintained.

## **Findings**

The Grand Jury found:

- F1. The JDF to be clean, well maintained, and well staffed with trained personnel.
- F2. Detainees in the JDF are treated with respect with a focus on education and rehabilitation rather than punishment.
- F3. School programs appear to comply with state education code requirements.

## **Conclusion**

The Grand Jury concludes that the staff and management of the JDF are to be commended for their positive attitudes when dealing with detainees as well as providing continuing educational opportunities, including job seeking skills, for the long term detainees.

## **Recommendations**

The Grand Jury recommends that:

- R1. The staff continue to manage and operate the Placer County Juvenile Detention Facility in the same positive manner.

**Request for Responses:**

	<u>Recommendations Requiring Response</u>	<u>Response Due Date</u>
<b>No Responses Required</b>	--	--

**Copies sent to:**

**Mr. Marshall Hopper**  
Chief Probation Officer  
Placer County Probation Department  
2929 Richardson Drive, Suite B  
Auburn, CA 95603

**Placer County Board of Supervisors**  
175 Fulweiler Avenue  
Auburn, CA 95603

**Mr. Jeffery Cann**  
Superintendent, Placer County Juvenile  
Detention Center  
11260 B Avenue  
Auburn, CA 95603



## PLACER COUNTY GRAND JURY

# Rocklin City Police Station and Holding Facility

## Annual Inspection



# **Rocklin City Police Station and Holding Facility**

## **Annual Inspection**

### **Summary**

The 2015-2016 Placer County Grand Jury conducted its annual inspection and tour of the Rocklin City Police Station and holding facility located at 4080 Rocklin Road, Rocklin, on September 23, 2015. The Grand Jury was satisfied with the conditions and operations that were observed, with the exception of the noted recommendation.

### **Background**

Section 919(b) of the California Penal Code mandates “The Grand Jury shall inquire into the condition and management of public prisons within the county.”

### **Investigation Methods**

Sergeant Trent Jewell led the Grand Jury through the facility as they conducted their mandated inspection.

### **Facts**

- The Grand Jury’s inspection of the Rocklin City Police Station (RCPS) jail found a modern facility that accommodates the police department and their indoor shooting range, the fire department administration staff, city emergency dispatch and a state of the art multi-purpose room.
- The RCPS multi-purpose room is used for community events and training for law enforcement and emergency personnel for Rocklin and other agencies in the region. The room can also be used as a regional control and coordination facility in the event of civil emergencies.
- There were no inmates present in any cells during our inspection.

- There are six holding cells that are utilized for a maximum of 24 hours with most stays by detainees of four hours or less. Rocklin Police do most booking activities at the Placer County Main Jail; however, the facility has the capability to process both misdemeanor and felony bookings. These cells were all clean and well maintained.
- There are two juvenile holding cells that are both clean and well maintained.
- Drug testing procedures require officers to turn off lights in the holding area to administer pupil dilation tests. The testing is done in a small enclosed room with no windows. The current lighting must be turned off to properly conduct the test. When the lights are off the room is completely dark. This creates a safety hazard for detainees and police officers as well as a potential threat to police officers from detainees.

## Findings

The Grand Jury found that:

- F1. The lack of proper lighting to monitor inmate activities during pupil dilation drug testing is problematic. The existing lighting interferes with the ability to conduct a proper and safe pupil dilation test related to drug and alcohol screening. When the light is turned off to properly conduct the test, the lack of any lighting creates a safety and security threat to detainees and police officers.

## Conclusion

The RCPS and holding cells appeared to be well-managed and maintained by staff. The Grand Jury commends the RCPS for its operation and upkeep of its facility. However, the lighting issue in the holding facility is a problem for officer safety.

The Grand Jury also commends the RCPS for working with other community partners and making their facility available for training and regional emergency services.

## Recommendations

The Grand Jury recommends that:

- R1. RCPS purchase and install appropriate lighting equipment in its booking and holding area to increase officer and detainee safety.

## Request For Responses:

	<u>Recommendations Requiring Response</u>	<u>Response Due Date</u>
<b>Mr. Ron Lawrence</b> Police Chief, City of Rocklin 4080 Rocklin Road Rocklin, CA 95677	<b>R1</b>	<b>August 31, 2016</b>

## Copies sent to:

**Rocklin City Council**  
3970 Rocklin Road  
Rocklin, CA 95677



## PLACER COUNTY GRAND JURY

# Roseville Police Station Jail and Holding Facility

## Annual Inspection



# Roseville Police Station Jail and Holding Facility

## Annual Inspection

### Summary

The Placer County Grand Jury conducted its annual inspection and tour of the Roseville Police Station (RPS) jail and holding facility on October 8, 2015. This jail is located at 1051 Junction Boulevard, Roseville. The Grand Jury was satisfied with the conditions and operations that were observed.

During the inspection the Grand Jury was informed of plans to close this facility effective October 31, 2015. The Grand Jury confirmed with Roseville Police Department that the facility was closed as scheduled.

### Background

Section 919(b) of the California Penal Code mandates that “The Grand Jury shall inquire into the condition and management of public prisons within the county.”

### Investigation Methods

Corrections Supervisor Carter Christiansen led the Grand Jury through the facility as they conducted their mandated inspection. Also Assistant Chief McGowin and Officer Glynn met with the Grand Jury during the site inspection.

### Jail and Holding Facility Closure

At the annual inspection Assistant Chief McGowin informed the Grand Jury that the Roseville jail was expected to be closed effective October 31, 2015.

Plans were made to close the City Jail once the Placer County Sheriff’s Department’s South Placer Jail opened. In November 2015, according to the RPS website:

*With a county-operated facility opening within Roseville’s city limits, it didn’t make sense for Roseville to operate a separate jail. All Roseville Police correctional staff have now either left the department for opportunities elsewhere, or are transitioning to other open positions within the police department. With no correctional staff remaining to operate the jail, it is now closed. The Roseville Police Department will continue to be housed in the existing building at 1051 Junction Boulevard, but the basement-level jail area is closed, and is being converted to provide additional office space and storage.*

All Roseville Police arrestees who require booking are now taken to the main County Jail in Auburn until such time as the intake and booking unit opens in the South Placer Jail facility.

## **Facts**

- There were no inmates present in any cells during the Grand Jury inspection.
- At the time of the Grand Jury inspection the RPS was in the final stages of preparation for closing.
- The Roseville Police Department Sentenced-Prisoner Program (SPP), where low-level offenders could serve their time evenings and weekends for a fee, has been discontinued. Recent law changes as a result of both Legislative and voter actions have reduced penalties for minor offenses thereby eliminating jail sentences and any incentive for offenders to participate in this program.

## **Findings**

The Grand Jury has no findings as a result of this inspection

## **Conclusion**

The Grand Jury commends the RPS for its operation and upkeep of this facility.

## **Recommendations**

The Grand Jury has no recommendations for the RPS as a result of this inspection.

**Request for Responses:**

	<u>Recommendations Requiring Response</u>	<u>Response Due Date</u>
No Response Required	--	--

**Copies sent to:**

**Chief Daniel Hahn**

Chief of Police, Roseville Police Department  
1051 Junction Blvd  
Roseville, CA 95678

**Roseville City Council**

311 Vernon St  
Roseville, CA 95678